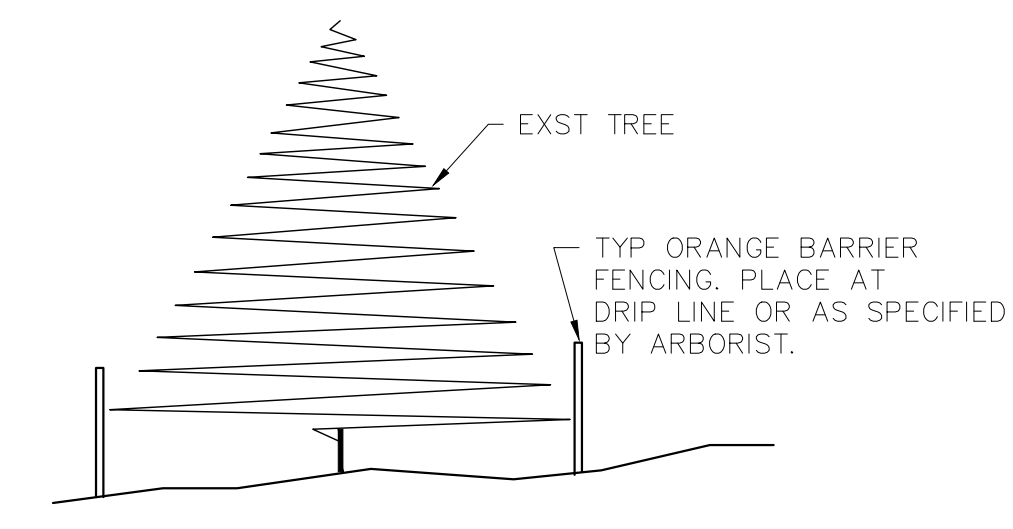
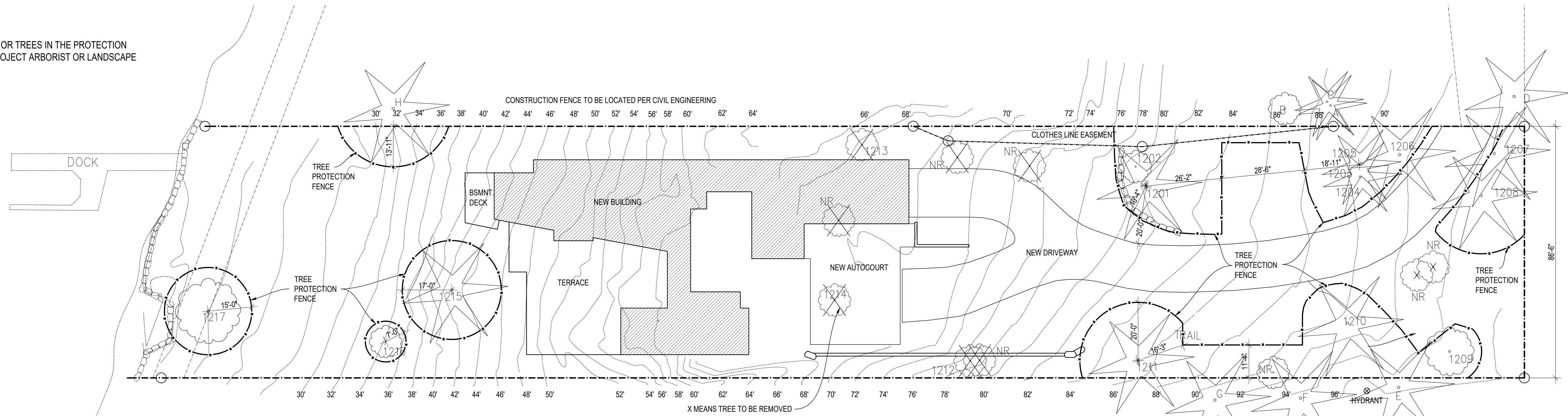


DEMOLITION PLAN  
1" = 20'



TREE PROTECTION DETAIL  
NTS



TREE PROTECTION PLAN  
1" = 20'

**TREE PROTECTION AREA**


**PRE CONSTRUCTION:**  
TREES IN THE PROTECTION AREAS SHOULD BE PRUNED, FERTILIZED, WATERED AND BEDDED AS RECOMMENDED BY THE ARBORIST OR LANDSCAPE ARCHITECT BEFORE CONSTRUCTION STARTS

**FENCING:**  
CONSTRUCTION FENCING EITHER ORANGE FIBERGLASS OR CHAIN LINK SHALL BE PLACED ACCORDING TO THE TREE PROTECTION PLAN

**SIGNAGE:**  
SIGNAGE SHALL INDICATE THAT NO MATERIAL STORAGE, GRADE DISTURBANCE, OR CONSTRUCTION TRAFFIC SHALL OCCUR WITHIN THE TREE PROTECTION AREAS

**INSPECTION:**  
TREES SHOULD BE INSPECTED BY THE GENERAL CONTRACTOR AT LEAST MONTHLY DURING CONSTRUCTION TO ENSURE THAT THEY ARE BEING PROPERLY PRESERVED

**TREE DAMAGE:**  
DAMAGE OR STRESS NOTICED TO A TREE OR TREES IN THE PROTECTION AREAS SHOULD BE REFERRED TO THE PROJECT ARBORIST OR LANDSCAPE ARCHITECT FOR RECOMMENDED ACTION




**SOLDANO | LUTH**  
architects, L.L.C.  
1315 northeast ravenna boulevard  
www.soldanoluth.com  
phone: (206) 525-5060

REVISIONS	DATE

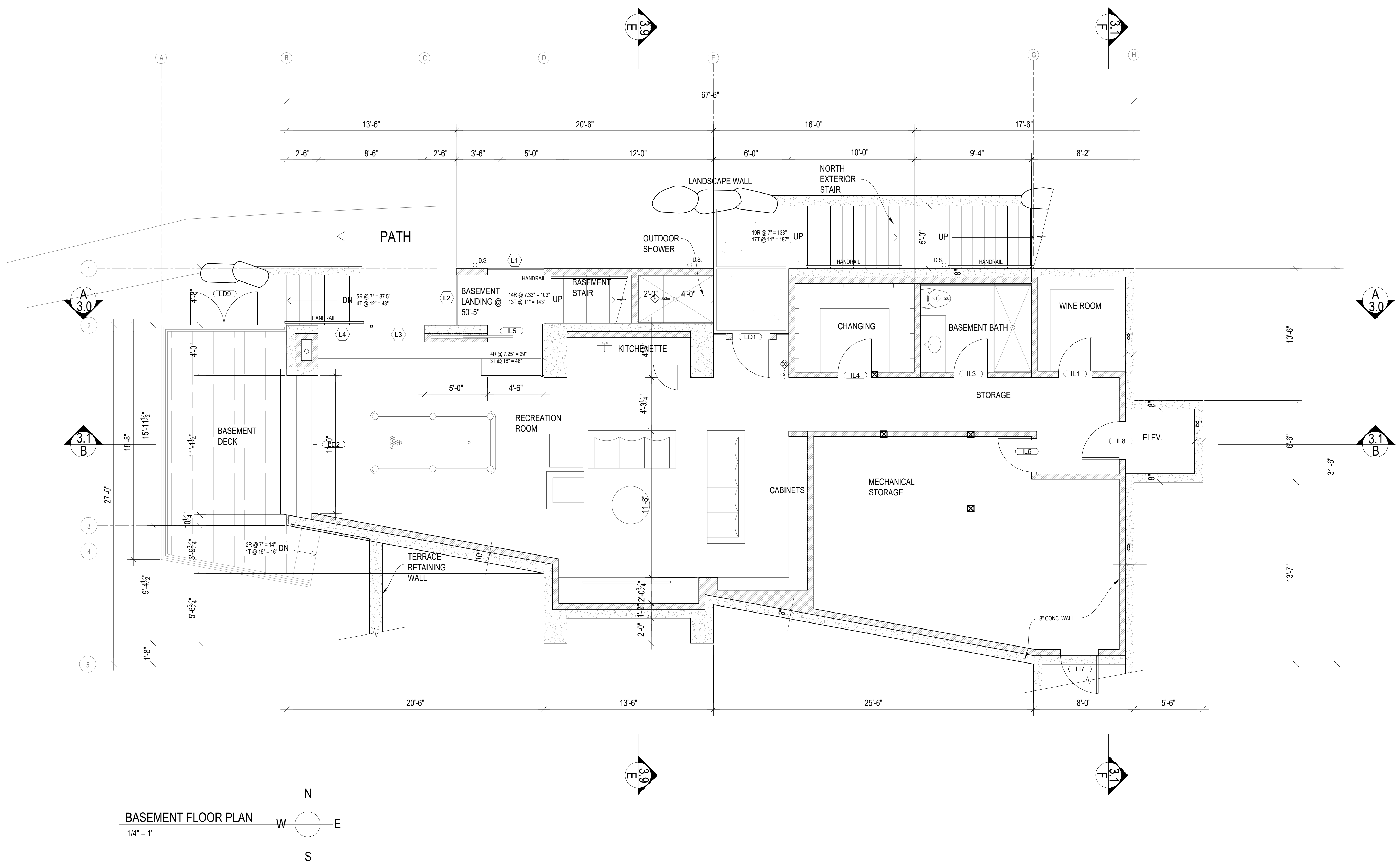
PROJECT TITLE  
**FROHLICH KRIVENS RES.**  
23 HOLLY HILL DRIVE  
MERCER ISLAND, WA 98040

APRIL 12TH 2018  
SHEET NUMBER  
**1.1**





**SOLDANO | LUTH**  
 architects  
 1315 northeast ravenna boulevard  
 www.soldanoluth.com



**BASEMENT FLOOR PLAN**  
 1/4" = 1'

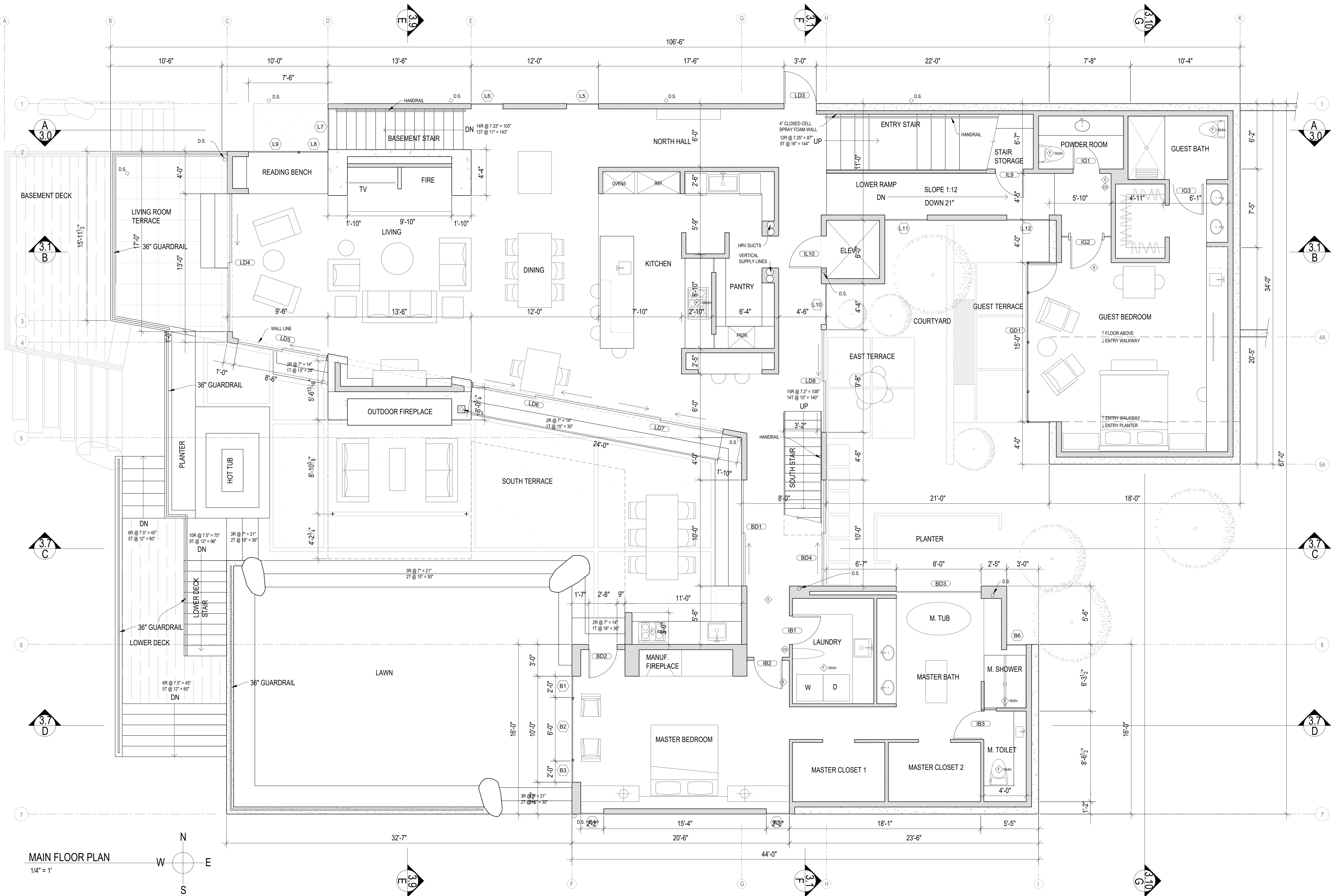
REVISIONS	DATE

DRAWING DESCRIPTION	DIMENSIONS
BASEMENT DIMENSIONS	


**PROJECT TITLE**  
**FROHLICH KRIVENS RES.**  
 23 HOLLY HILL DR.  
 MERCER ISLAND, WA 98040

**SHEET NUMBER**  
**2.0**

June 19, 2018



MAIN FLOOR PLAN  
1/4" = 1'



**SOLDANO | LUTH**  
architects  
1315 northeast ravenna boulevard  
www.soldanoluth.com  
phone: (206) 525-5060

REVISIONS	DATE

DRAWING DESCRIPTION	MAIN FLOOR DIMENSIONS

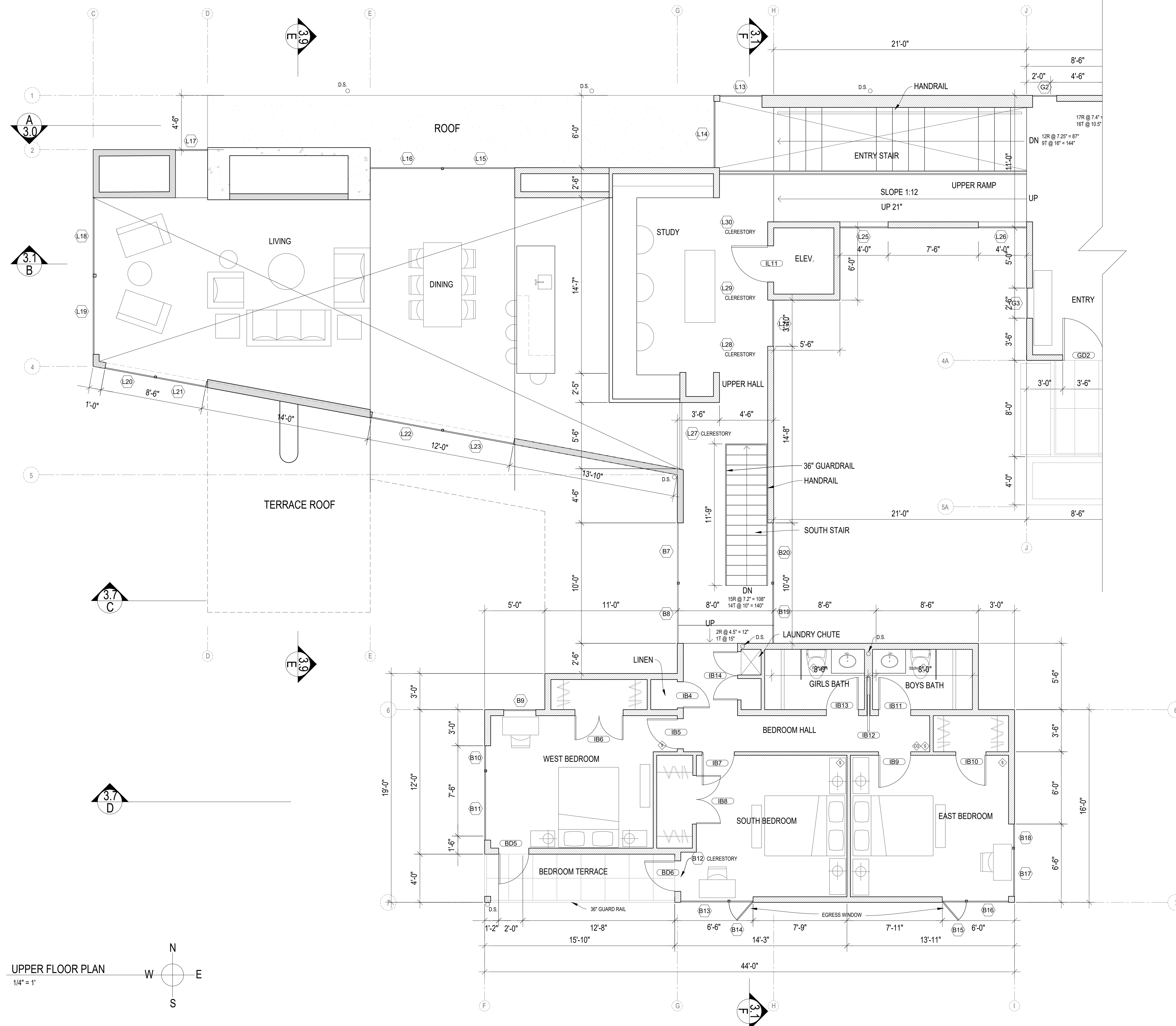
PROJECT TITLE  
**FROHLICH KRIVENS RES.**  
23 HOLLY HILL DR.  
MERCER ISLAND, WA 98040

SHEET NUMBER  
**2.1**


SHEET NO.

June 19, 2018





UPPER FLOOR PLAN  
1/4" = 1'



**SOLDANO | LUTH**  
a r c h i t e c t s  
1315 northeast ravenna boulevard  
www.soldanoluth.com  
phone: (206) 525-5060

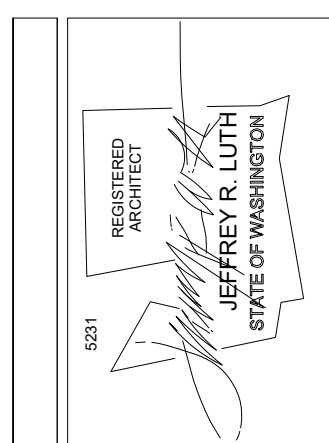
REVISIONS	DATE

DRAWING DESCRIPTION	UPPER FLOOR DIMENSIONS

PROJECT TITLE  
**FROHLICH KRIVENS RES.**  
23 HOLLY HILL DRIVE  
MERCER ISLAND, WA 98040

SHEET NUMBER  
**2.2**

June 19, 2018



**SOLDANO LUTH**  
 architects  
 1315 northeast ravenna boulevard  
 www.soldanoluth.com  
 phone: (206) 525-5060

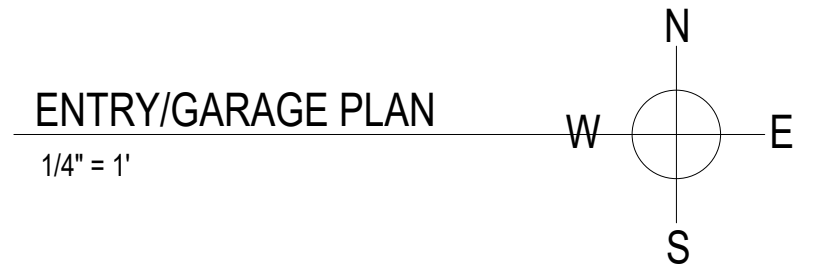
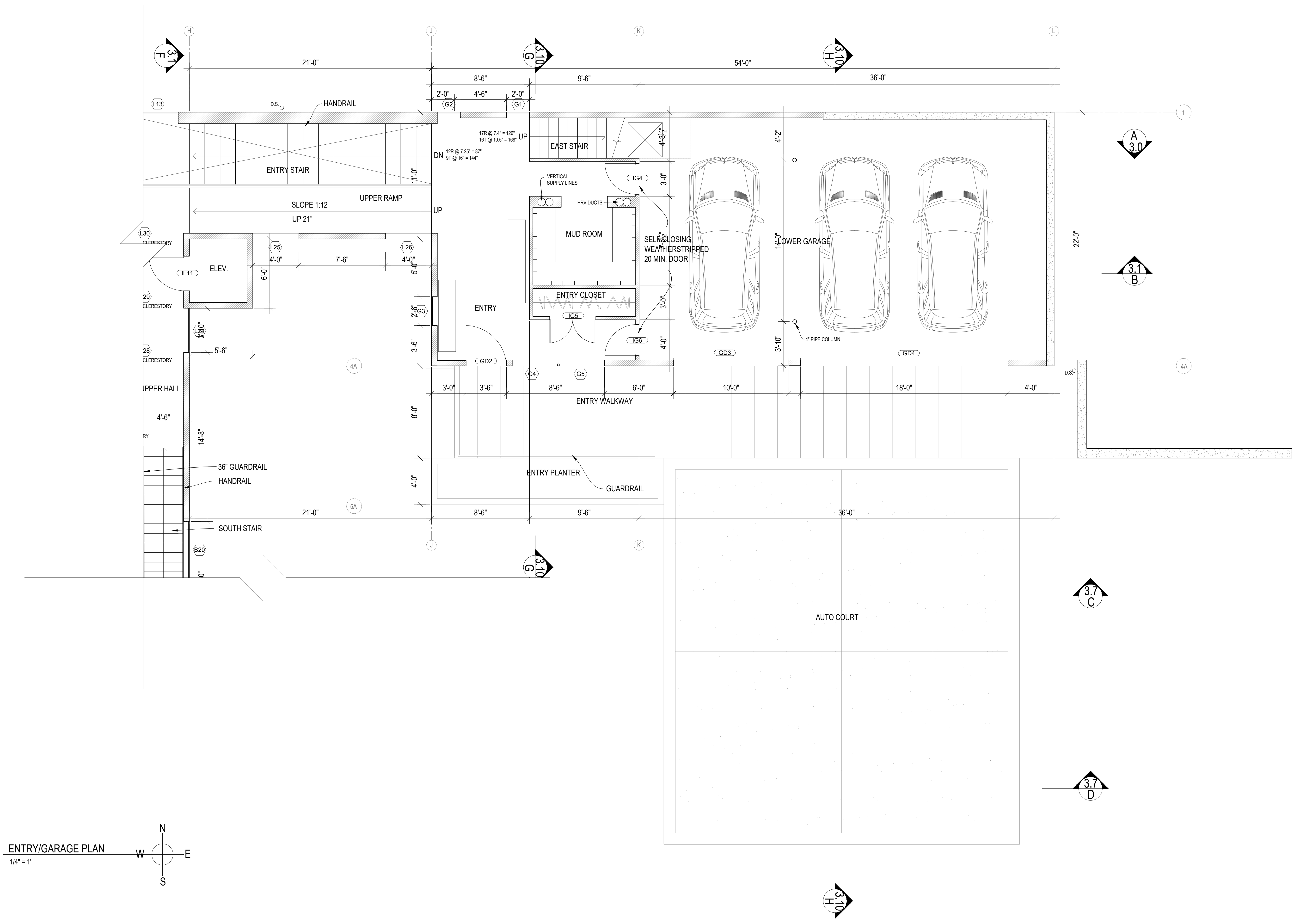
REVISIONS	DATE

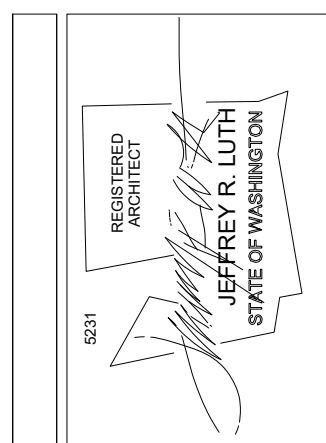
DRAWING DESCRIPTION	UPPER FLOOR DIMENSIONS

PROJECT TITLE  
**FROHLICH KRIVENS RES.**  
 23 HOLLY HILL DRIVE  
 MERCER ISLAND, WA 98040

SHEET NO.  
**2.3**

June 19, 2018  
 SHEET NUMBER





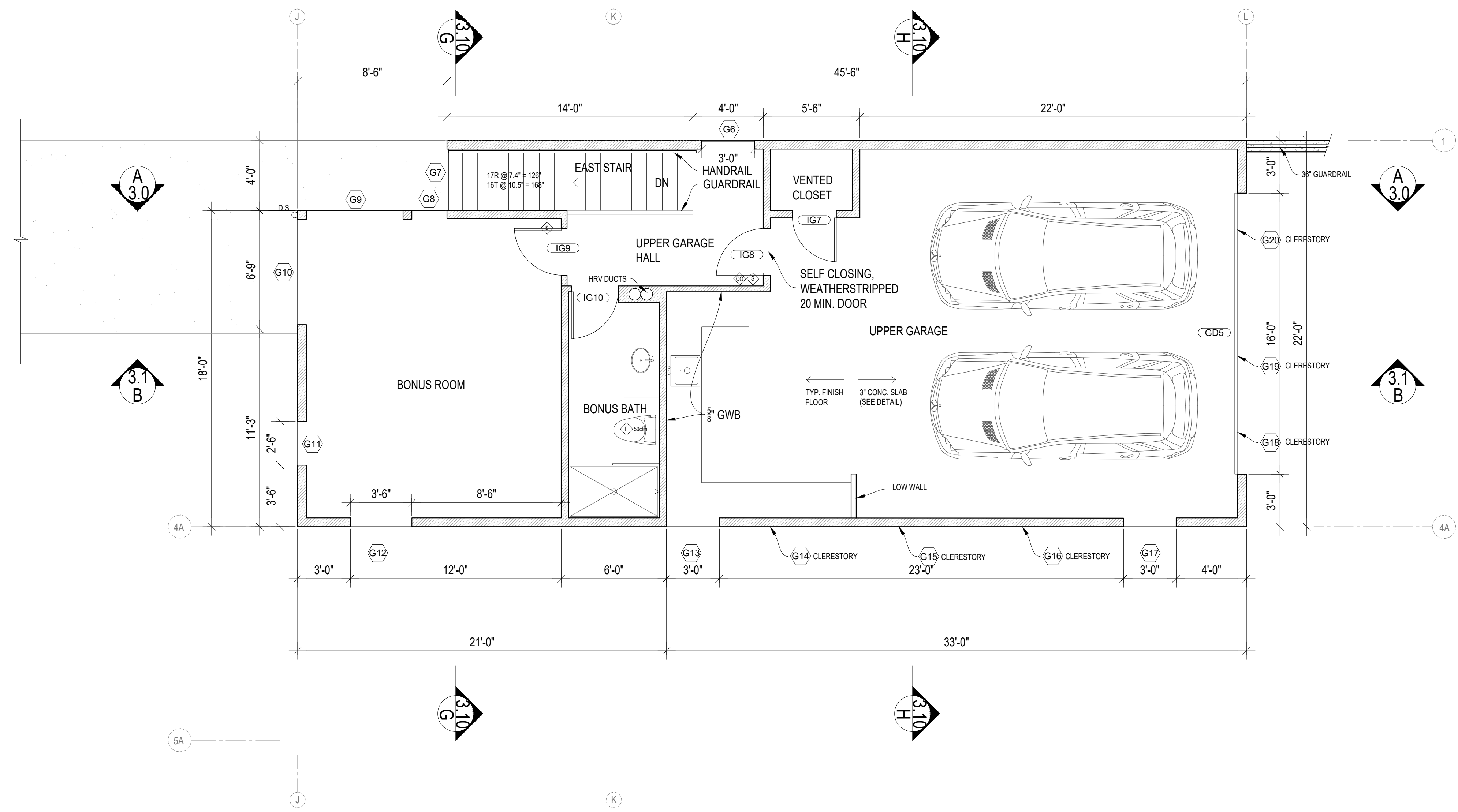
**SOLDANO | LUTH**  
 a r c h i t e c t s  
 1315 northeast ravenna boulevard  
 www.soldanoluth.com  
 phone: (206) 525-5060

REVISIONS	DATE

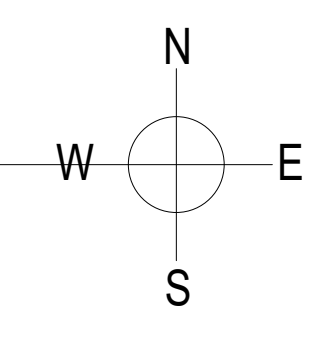
DRAWING DESCRIPTION	UPPER GARAGE DIMENSIONS

PROJECT TITLE  
**FROHLICH KRIVENS RES.**  
 23 HOLLY HILL DR.  
 MERCER ISLAND, WA 98040

SHEET NUMBER  
**2.4**


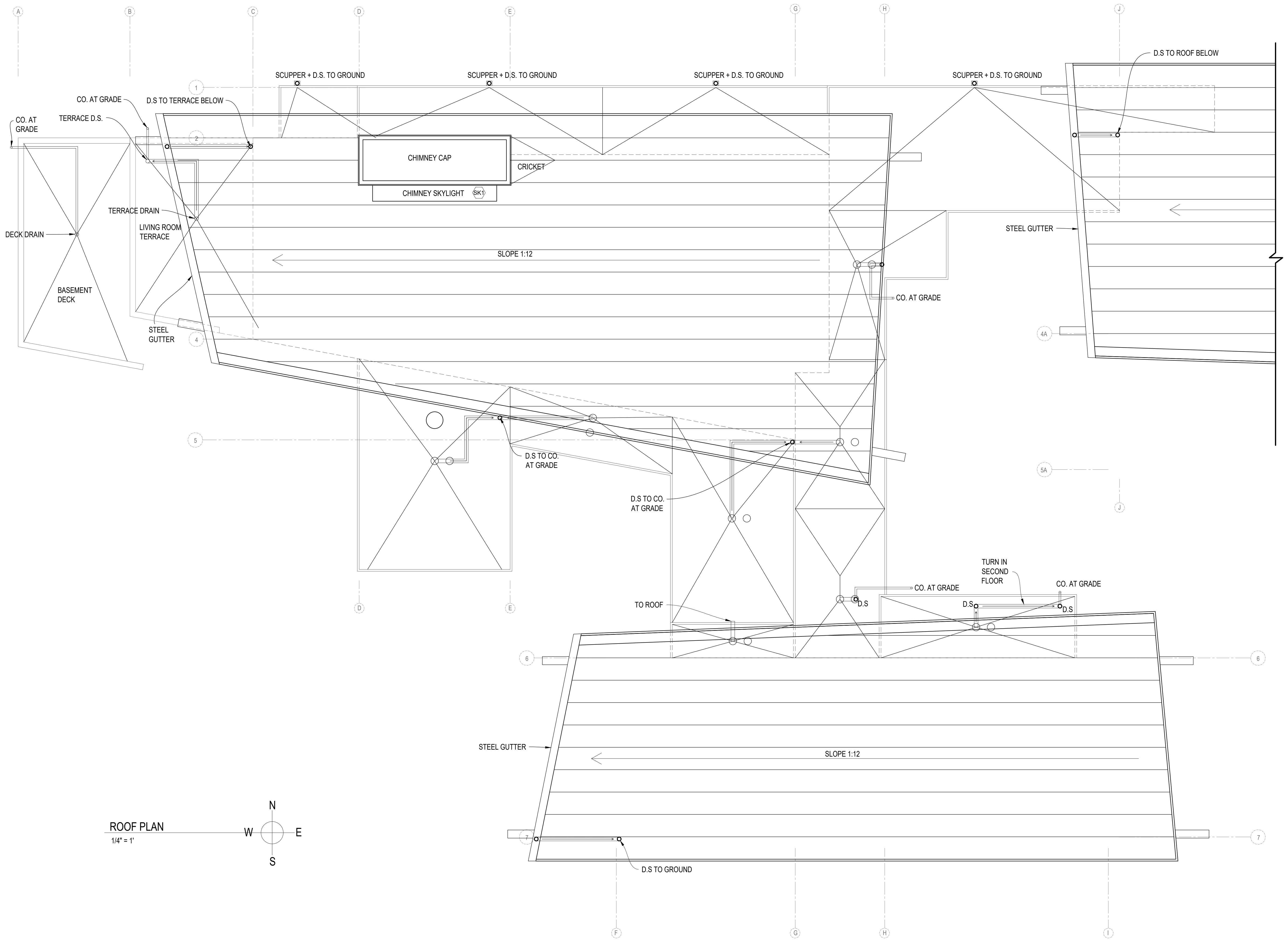


UPPER GARAGE PLAN  
 1/4" = 1'



June 19, 2018





**SOLDANO I LUTH**  
a r c h i t e c t s  
1315 northeast ravenna boulevard  
www.soldanoluth.com  
phone: (206) 525-5060

REVISIONS	DATE

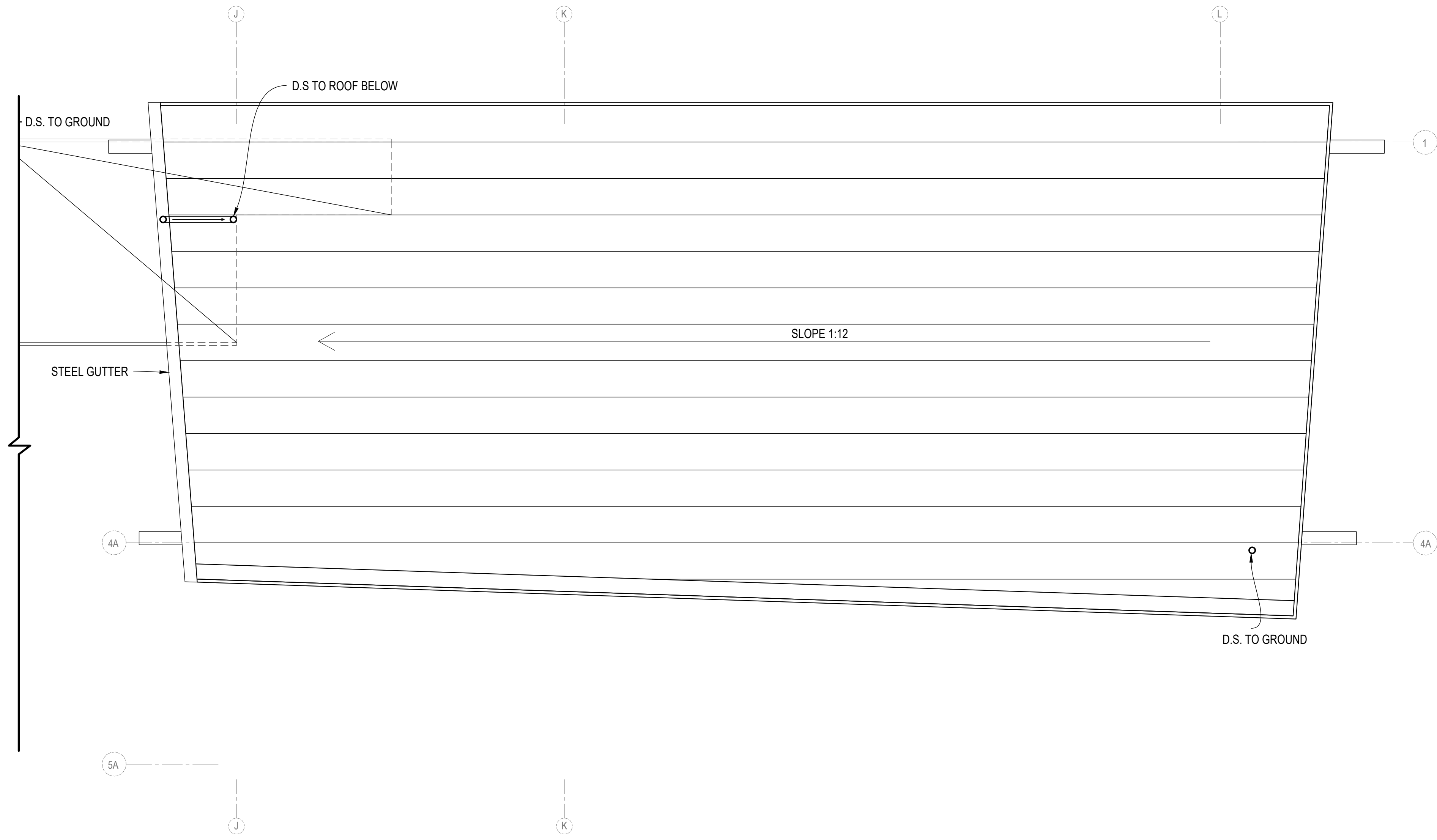
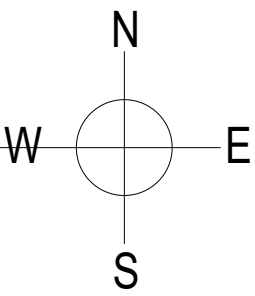
DRAWING DESCRIPTION
ROOF PLAN WEST

PROJECT TITLE  
**FROHLICH KRIVENS RES.**  
23 HOLLY HILL DR.  
MERCER ISLAND, WA 98040

SHEET NUMBER  
**2.5**

June 19, 2018

ROOF PLAN  
1/4" = 1'



June 19, 2018

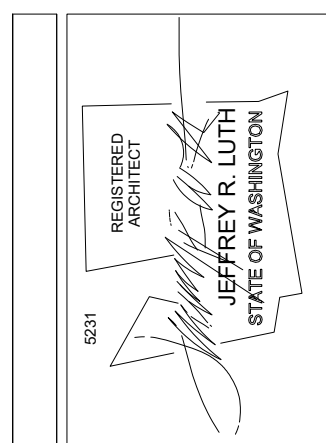
SHEET NUMBER  
**2.6**

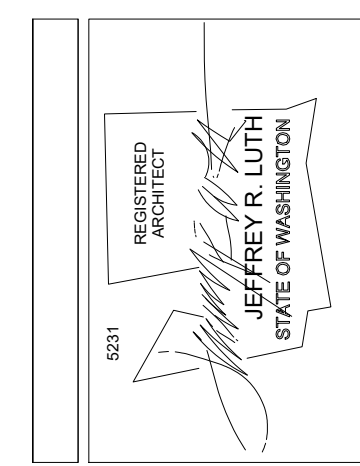
PROJECT TITLE  
**FROHLICH KRIVENS RES.**  
23 HOLLY HILL DR.  
MERCER ISLAND, WA 98040

DRAWING DESCRIPTION  
ROOF PLAN EAST

REVISIONS	DATE

**SOLDANO I LUTH**  
a r c h i t e c t s  
1315 northeast ravenna boulevard  
www.soldanoluth.com  
phone: (206) 525-5060





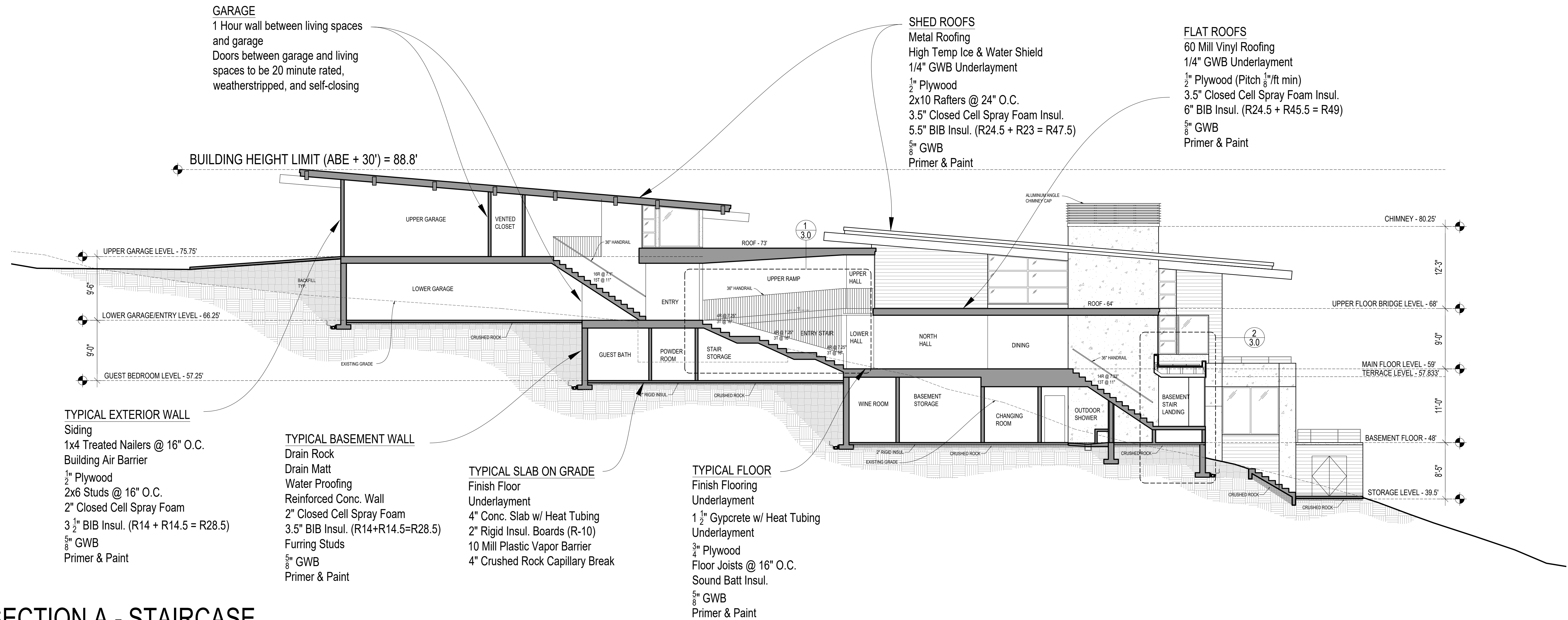
**SOLDANO | LUTH**  
 architects, L.L.C.  
 1315 northeast ravenna boulevard  
 www.soldanoluth.com  
 phone: (206) 525-5060

REVISIONS	DATE

DRAWING DESCRIPTION	SECTIONS

PROJECT TITLE  
**FROHLICH KRIVENS RES.**  
 23 HOLLY HILL DRIVE  
 MERCER ISLAND, WA 98040

APRIL 12TH 2018  
 SHEET NUMBER  
**3.0**



**GARAGE**  
 1 Hour wall between living spaces and garage  
 Doors between garage and living spaces to be 20 minute rated, weatherstripped, and self-closing

**SHED ROOFS**  
 Metal Roofing  
 High Temp Ice & Water Shield  
 1/4" GWB Underlayment  
 1/2" Plywood  
 2x10 Rafters @ 24" O.C.  
 3.5" Closed Cell Spray Foam Insul.  
 5.5" BIB Insul. (R24.5 + R23 = R47.5)  
 5/8" GWB  
 Primer & Paint

**FLAT ROOFS**  
 60 Mill Vinyl Roofing  
 1/4" GWB Underlayment  
 1/2" Plywood (Pitch 1/8"/ft min)  
 3.5" Closed Cell Spray Foam Insul.  
 6" BIB Insul. (R24.5 + R45.5 = R49)  
 5/8" GWB  
 Primer & Paint

**TYPICAL EXTERIOR WALL**  
 Siding  
 1x4 Treated Nailers @ 16" O.C.  
 Building Air Barrier  
 1" Plywood  
 2x6 Studs @ 16" O.C.  
 2" Closed Cell Spray Foam  
 3 1/2" BIB Insul. (R14 + R14.5 = R28.5)  
 5/8" GWB  
 Primer & Paint

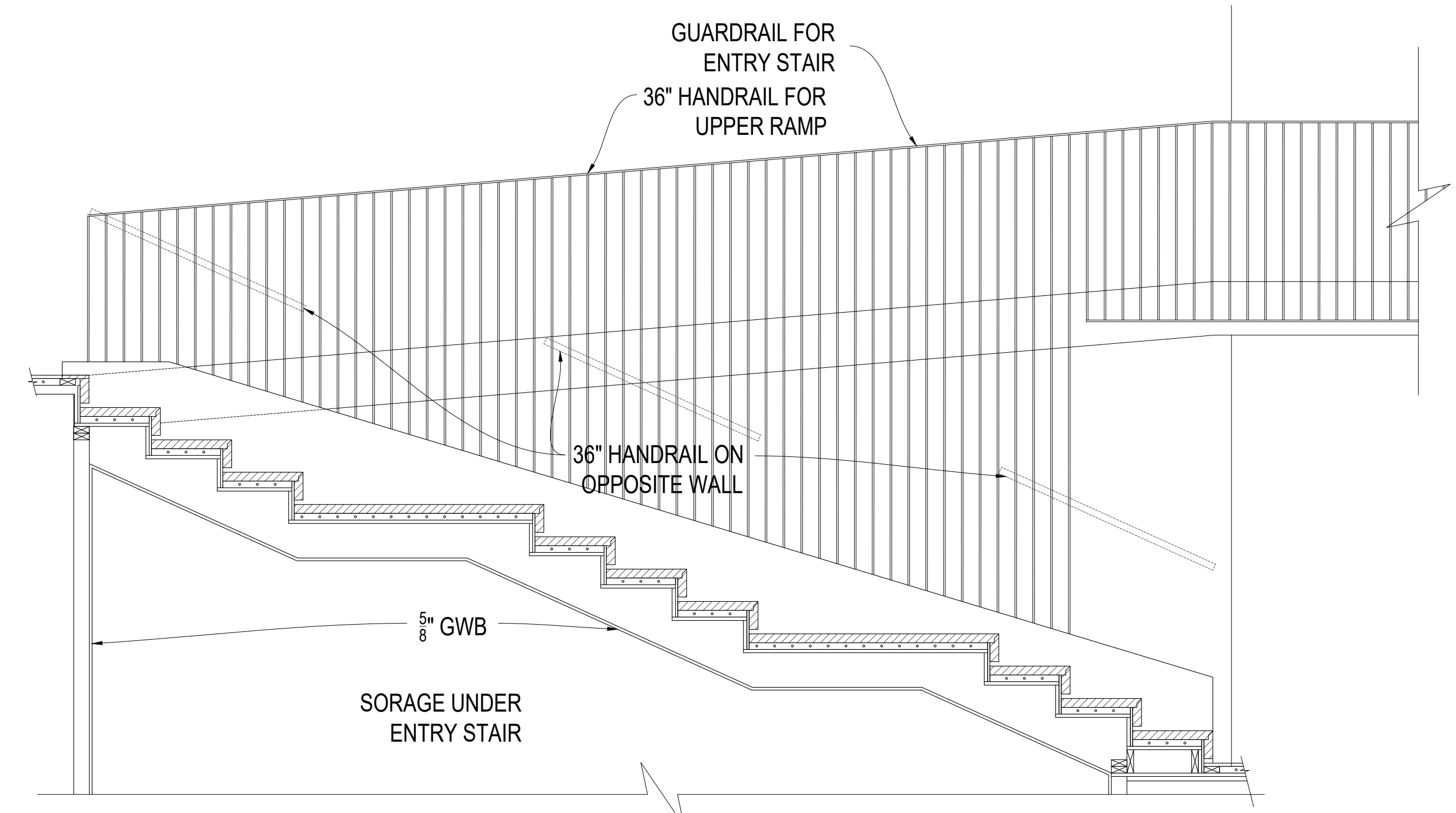
**TYPICAL BASEMENT WALL**  
 Drain Rock  
 Drain Matt  
 Water Proofing  
 Reinforced Conc. Wall  
 2" Closed Cell Spray Foam  
 3.5" BIB Insul. (R14+R14.5=R28.5)  
 Furring Studs  
 5/8" GWB  
 Primer & Paint

**TYPICAL SLAB ON GRADE**  
 Finish Floor  
 Underlayment  
 4" Conc. Slab w/ Heat Tubing  
 2" Rigid Insul. Boards (R-10)  
 10 Mill Plastic Vapor Barrier  
 4" Crushed Rock Capillary Break

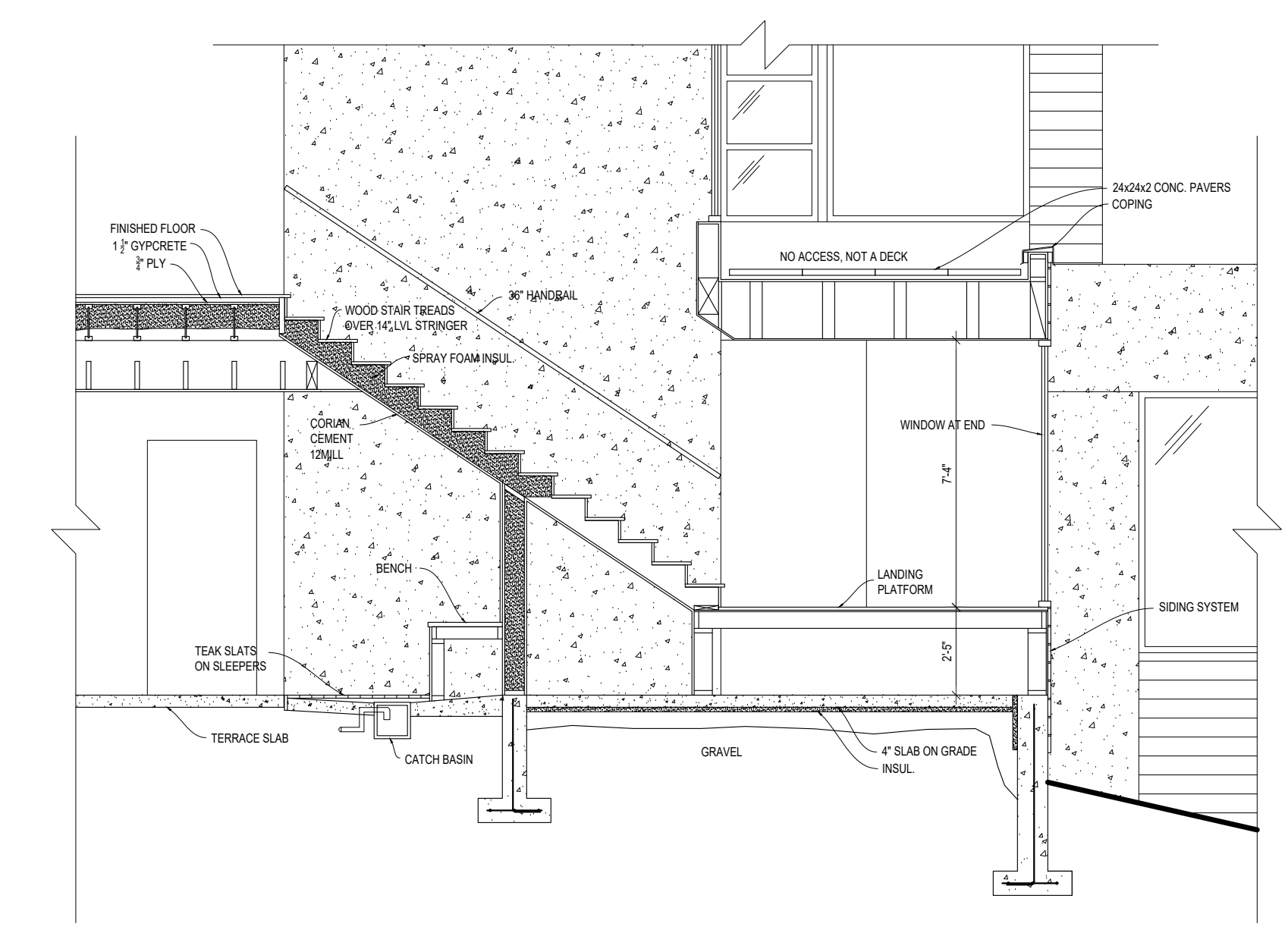
**TYPICAL FLOOR**  
 Finish Flooring  
 Underlayment  
 1 1/2" Gycrete w/ Heat Tubing  
 Underlayment  
 3/4" Plywood  
 Floor Joists @ 16" O.C.  
 Sound Batt Insul.  
 5/8" GWB  
 Primer & Paint

**SECTION A - STAIRCASE**

1/8" = 1'



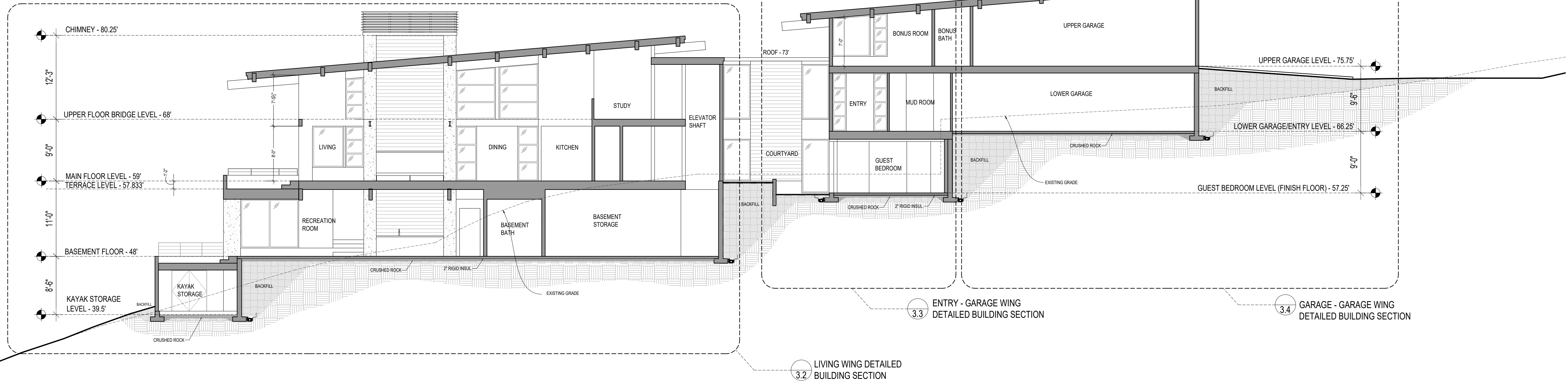
**1 ENTRY STAIR DETAIL**  
 1/4" = 1'



**2 BASEMENT LANDING DETAIL**  
 1/4" = 1'

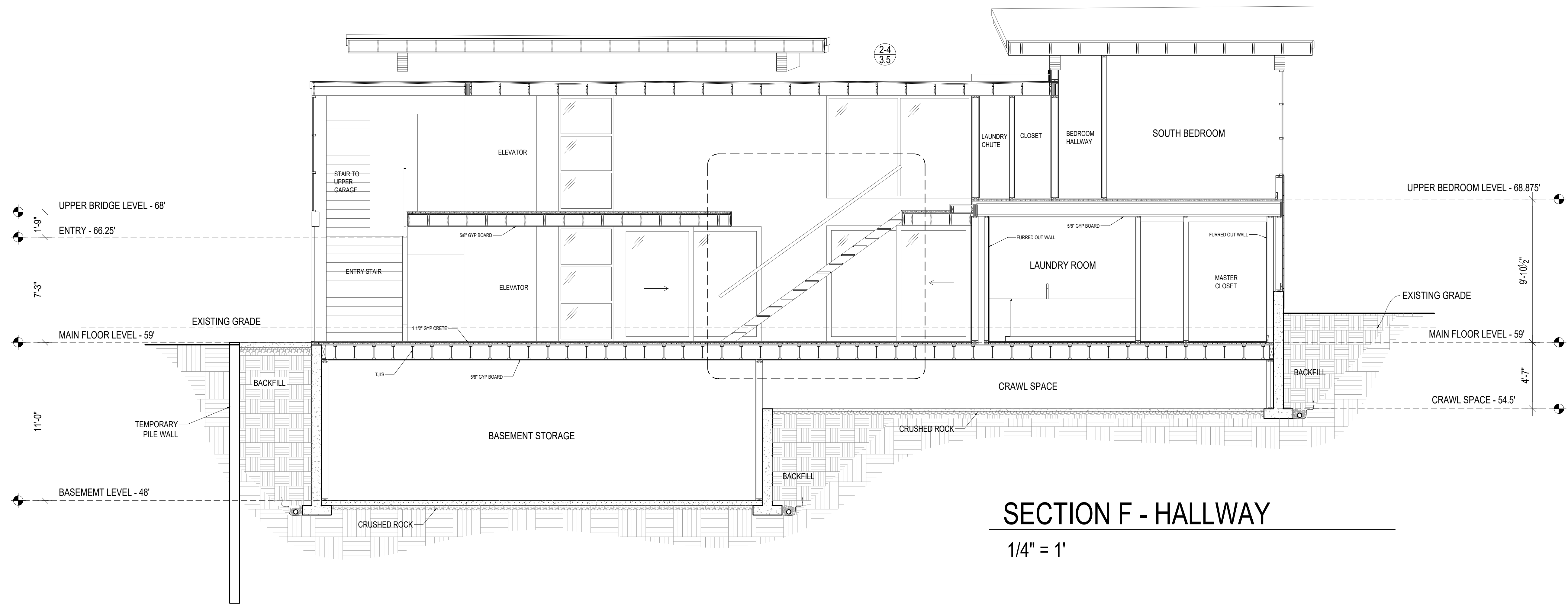


BUILDING HEIGHT LIMIT (ABE + 30') = 88.8'




**SECTION B - LIVING & GARAGE WINGS**

1/4" = 1'



**SECTION F - HALLWAY**

1/4" = 1'




**SOLDANO | LUTH**  
 architects, L.L.C.  
 1315 northeast ravenna boulevard  
 www.soldanoluth.com  
 phone: (206) 525-5060

REVISIONS	DATE

DRAWING DESCRIPTION	SECTIONS

**FROHLICH KRIVENS RES.**  
 23 HOLLY HILL DRIVE  
 MERCER ISLAND, WA 98040

APRIL 12TH 2018  
 SHEET NUMBER  
**3.1**  
 SHEET NO.

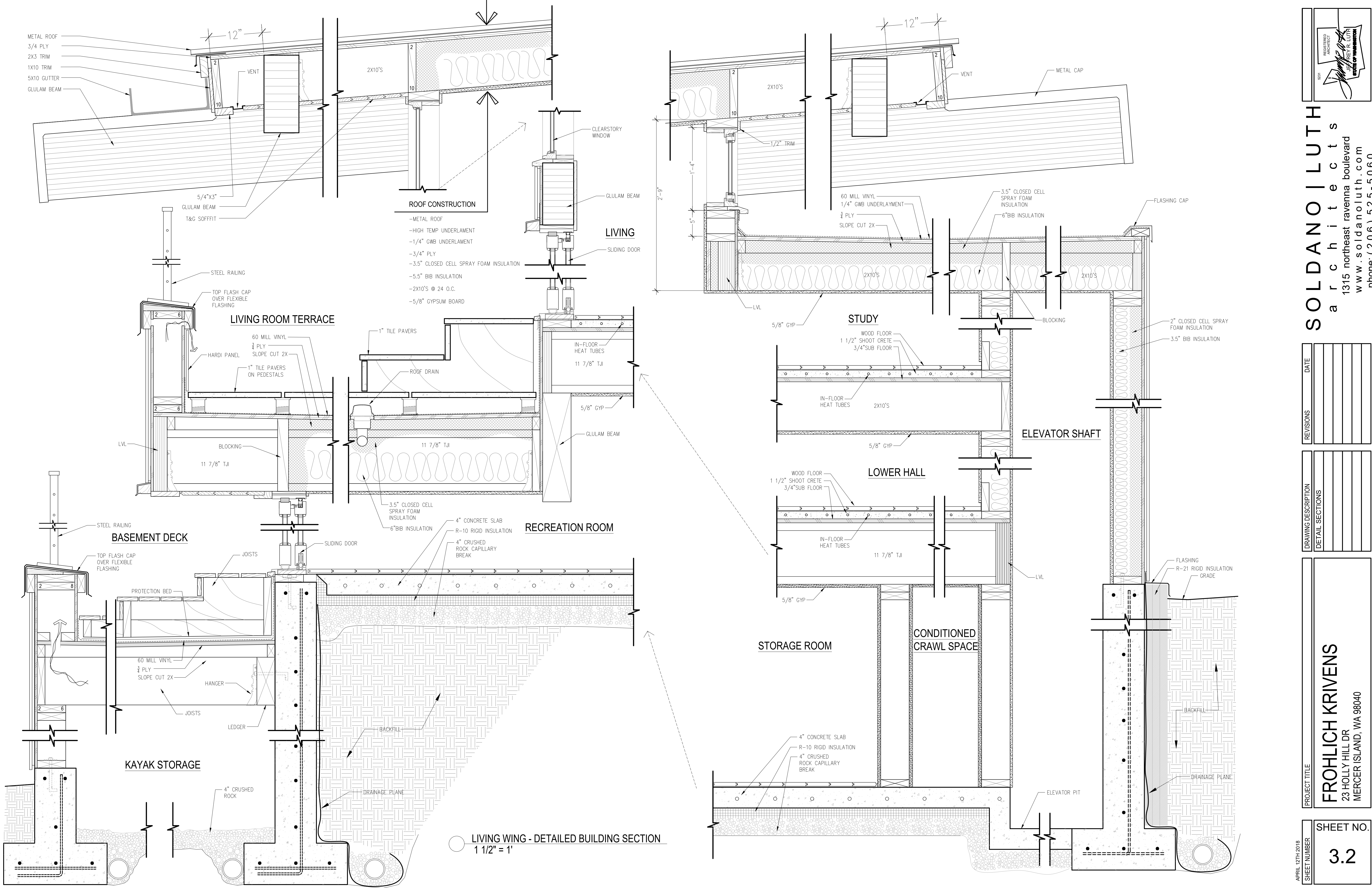


**SOLDANO ILUTH**  
 architect s  
 1315 northeast ravenna boulevard  
 www.soldanoiluth.com  
 phone: (206) 525-5060

REVISIONS	DATE


**PROJECT TITLE**  
**FROHLICH KRIVENS**  
 23 HOLLY HILL DR  
 MERCER ISLAND, WA 98040

**SHEET NUMBER**  
**3.2**

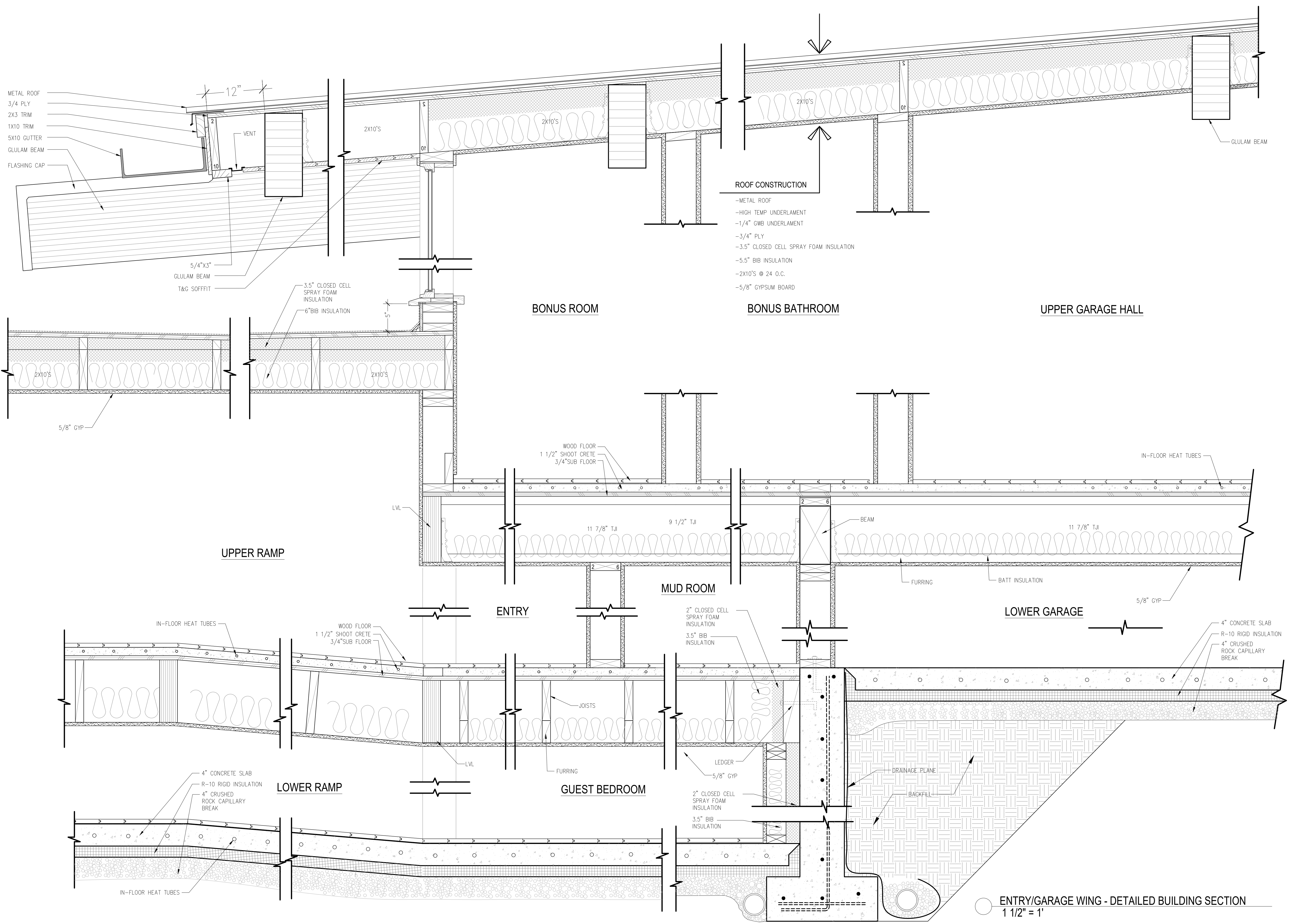


**LIVING WING - DETAILED BUILDING SECTION**  
 1 1/2" = 1'

APRIL 12TH 2018



**SOLDANO I LUTH**  
 a r c h i t e c t s  
 1315 northeast ravenna boulevard  
 www.soldanoluth.com  
 phone: (206) 525-5060



○ ENTRY/GARAGE WING - DETAILED BUILDING SECTION  
 1 1/2" = 1'

REVISIONS	DATE


DRAWING DESCRIPTION
DETAIL SECTIONS

PROJECT TITLE  
**FROHLICH KRIVENS**  
 23 HOLLY HILL DR  
 MERCER ISLAND, WA 98040

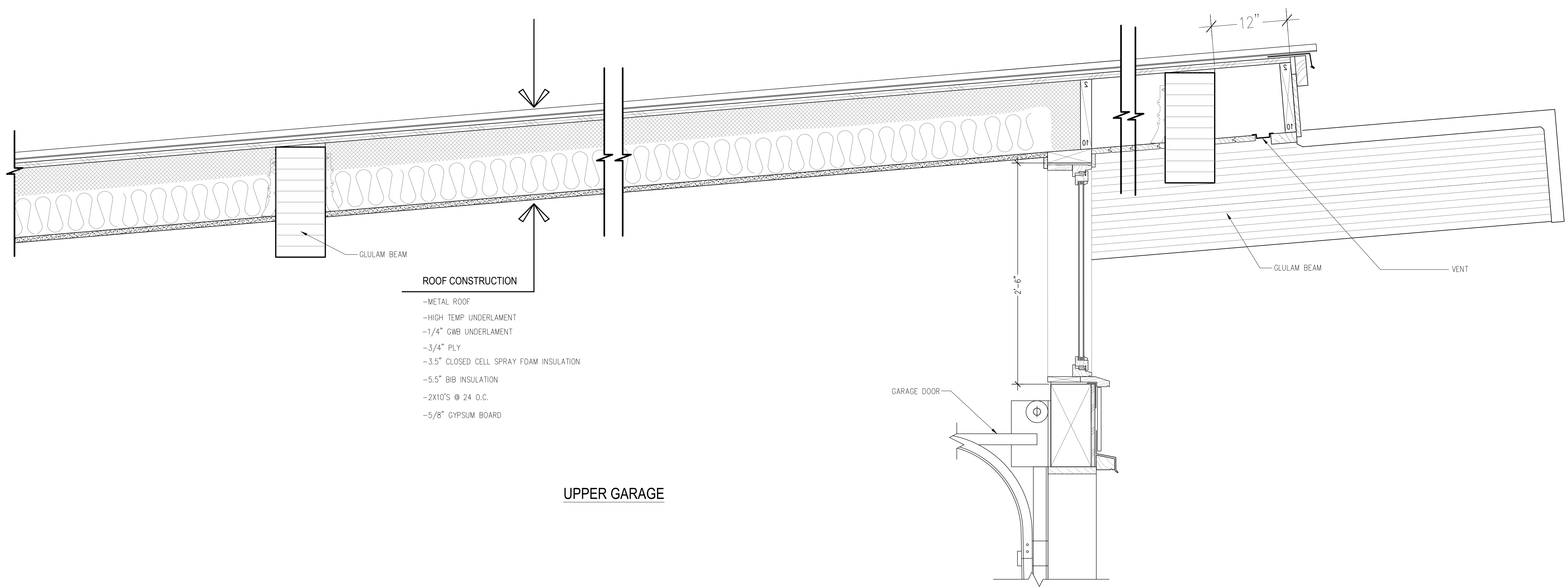
SHEET NO.  
**3.3**

APRIL 12TH 2018



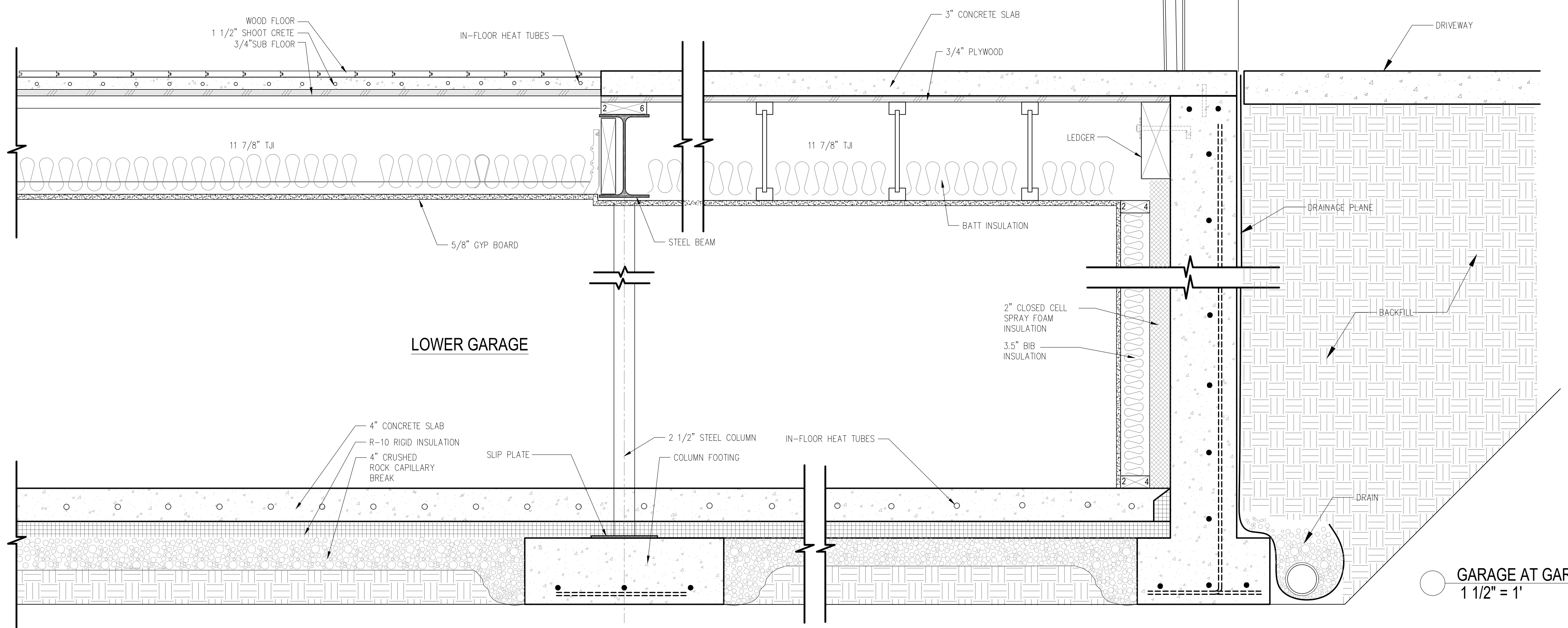


**SOLDANO ILUTH**  
 a r c h i t e c t s  
 1315 northeast ravenna boulevard  
 www.soldanoiluth.com  
 phone: (206) 525-5060



- ROOF CONSTRUCTION**
- METAL ROOF
  - HIGH TEMP UNDERLAMENT
  - 1/4" GWB UNDERLAMENT
  - 3/4" PLY
  - 3.5" CLOSED CELL SPRAY FOAM INSULATION
  - 5.5" BIB INSULATION
  - 2X10'S @ 24 O.C.
  - 5/8" GYPSUM BOARD

**UPPER GARAGE**



**LOWER GARAGE**

○ GARAGE AT GARAGE WING - DETAILED BUILDING SECTION  
 1 1/2" = 1'

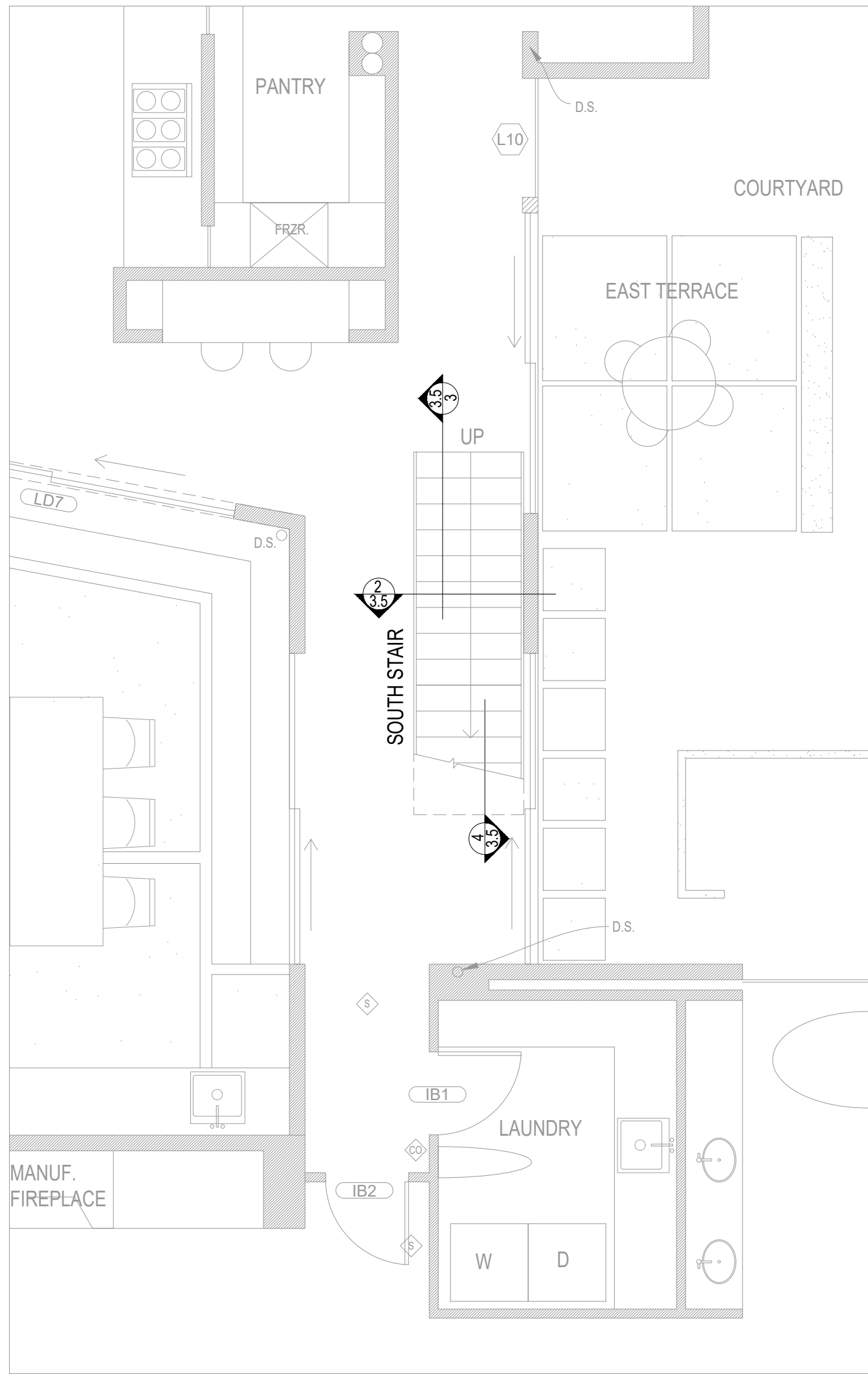
REVISIONS	DATE

DRAWING DESCRIPTION
DETAIL SECTIONS

PROJECT TITLE  
**FROHLICH KRIVENS**  
 23 HOLLY HILL DR  
 MERCER ISLAND, WA 98040

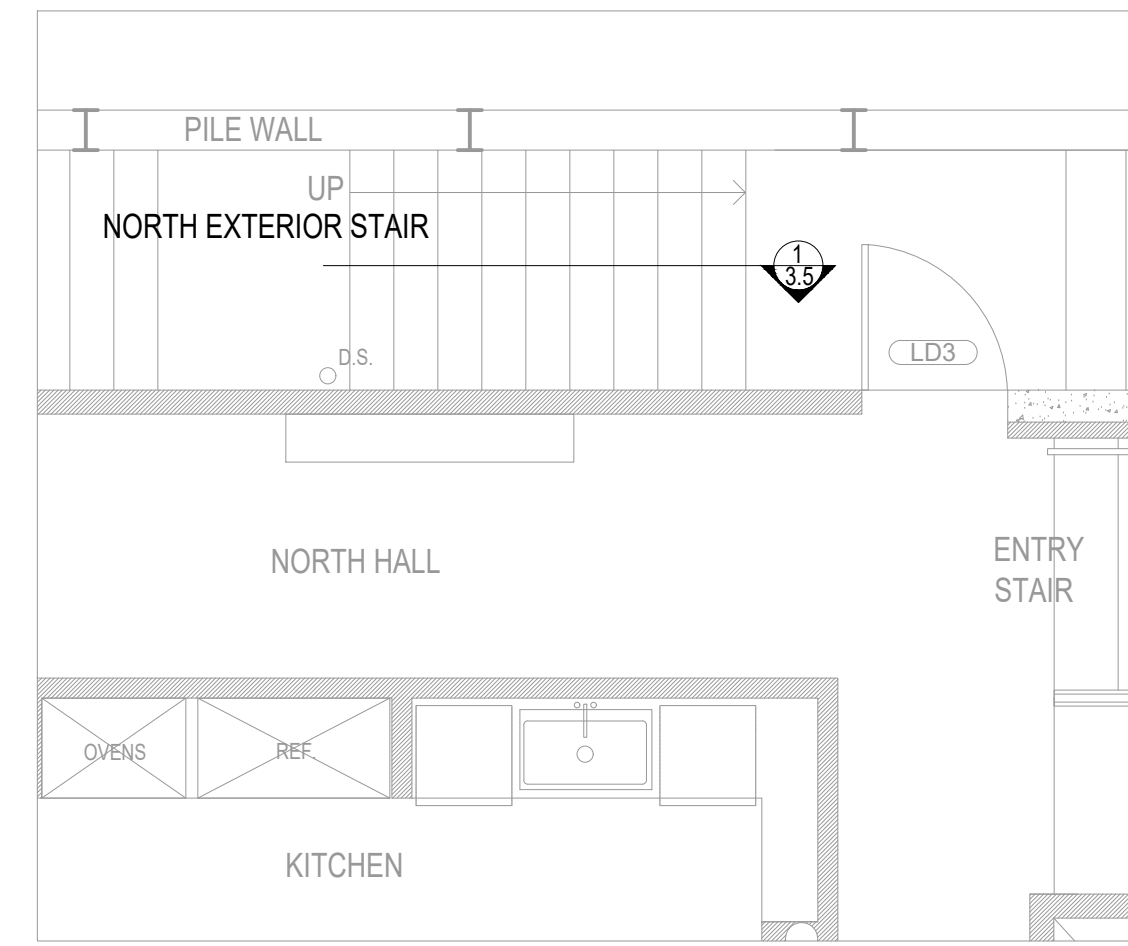
SHEET NO.  
**3.4**

APRIL 12TH 2018  
 SHEET NUMBER



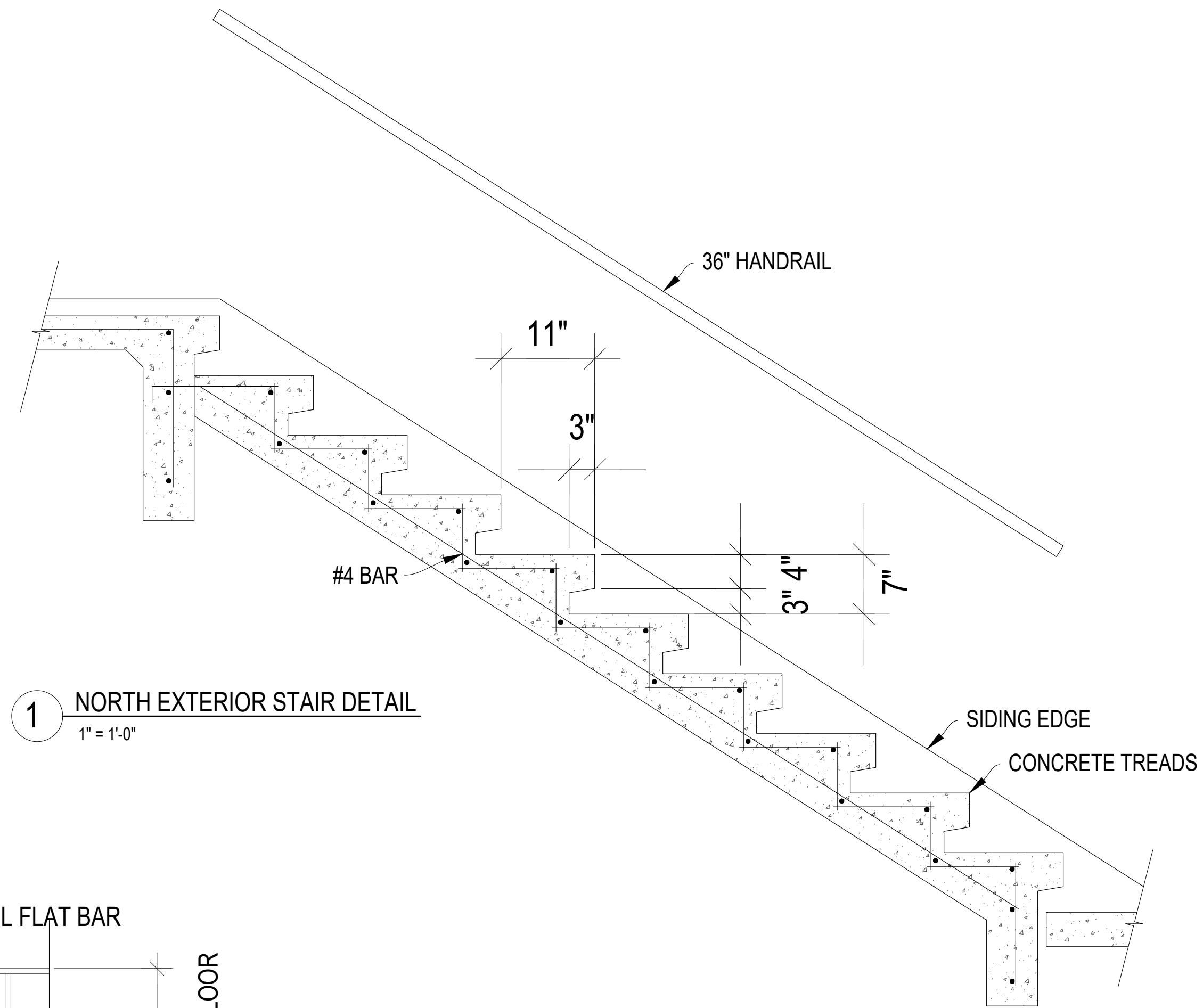
**SOUTH STAIR PLAN**

1/4" = 1'-0"



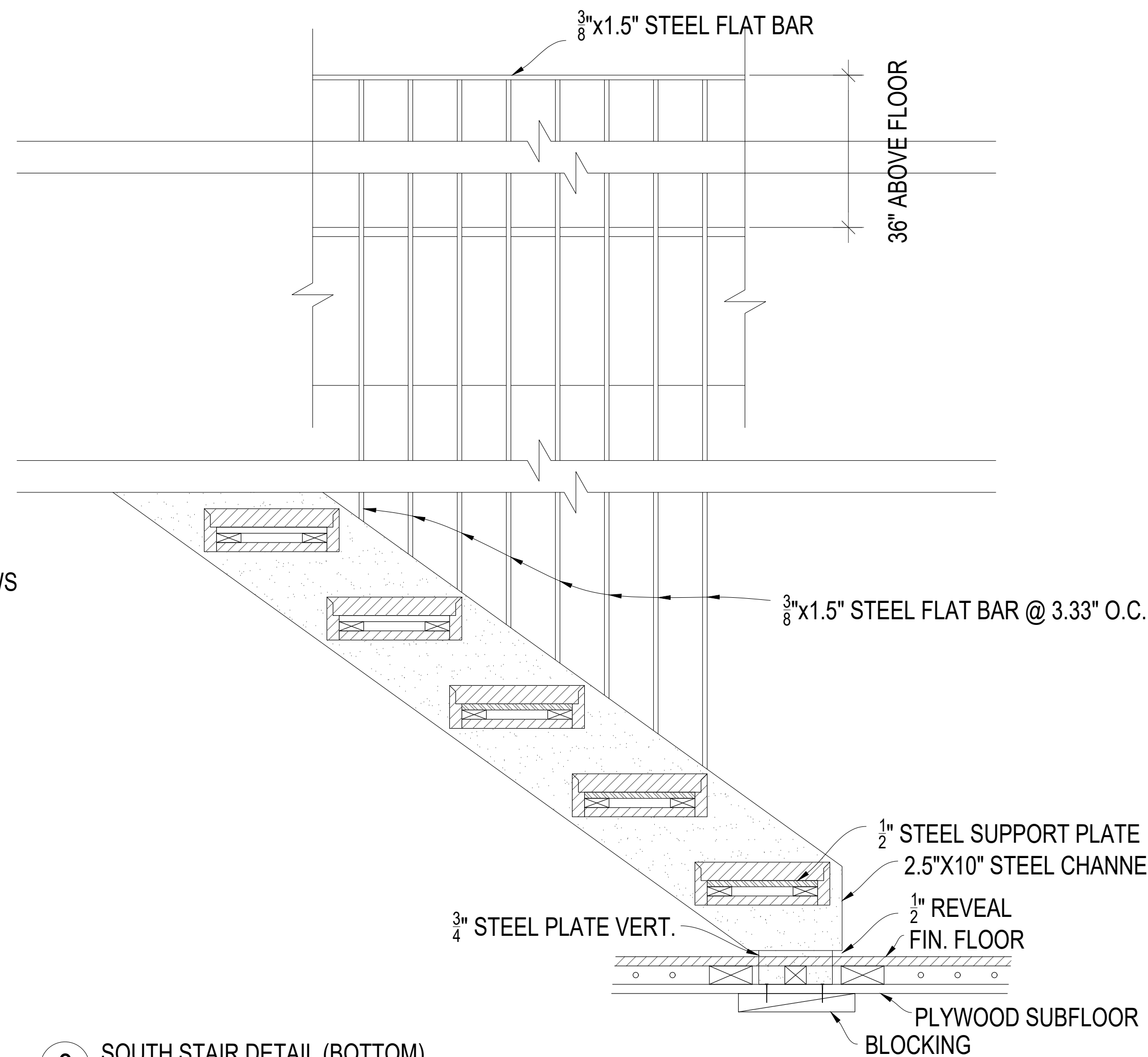
**NORTH EXTERIOR STAIR PLAN**

1/4" = 1'-0"



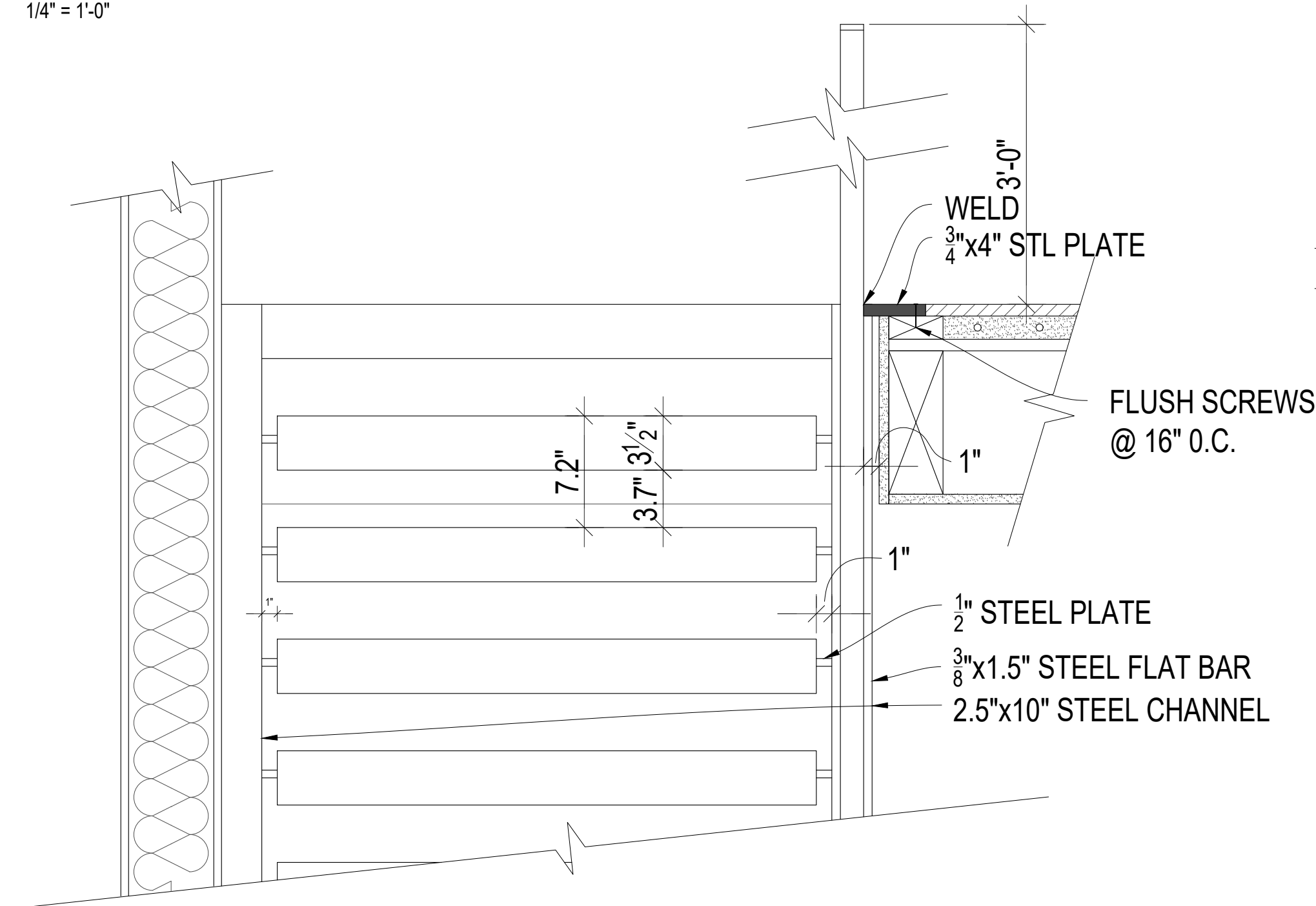
**1 NORTH EXTERIOR STAIR DETAIL**

1" = 1'-0"



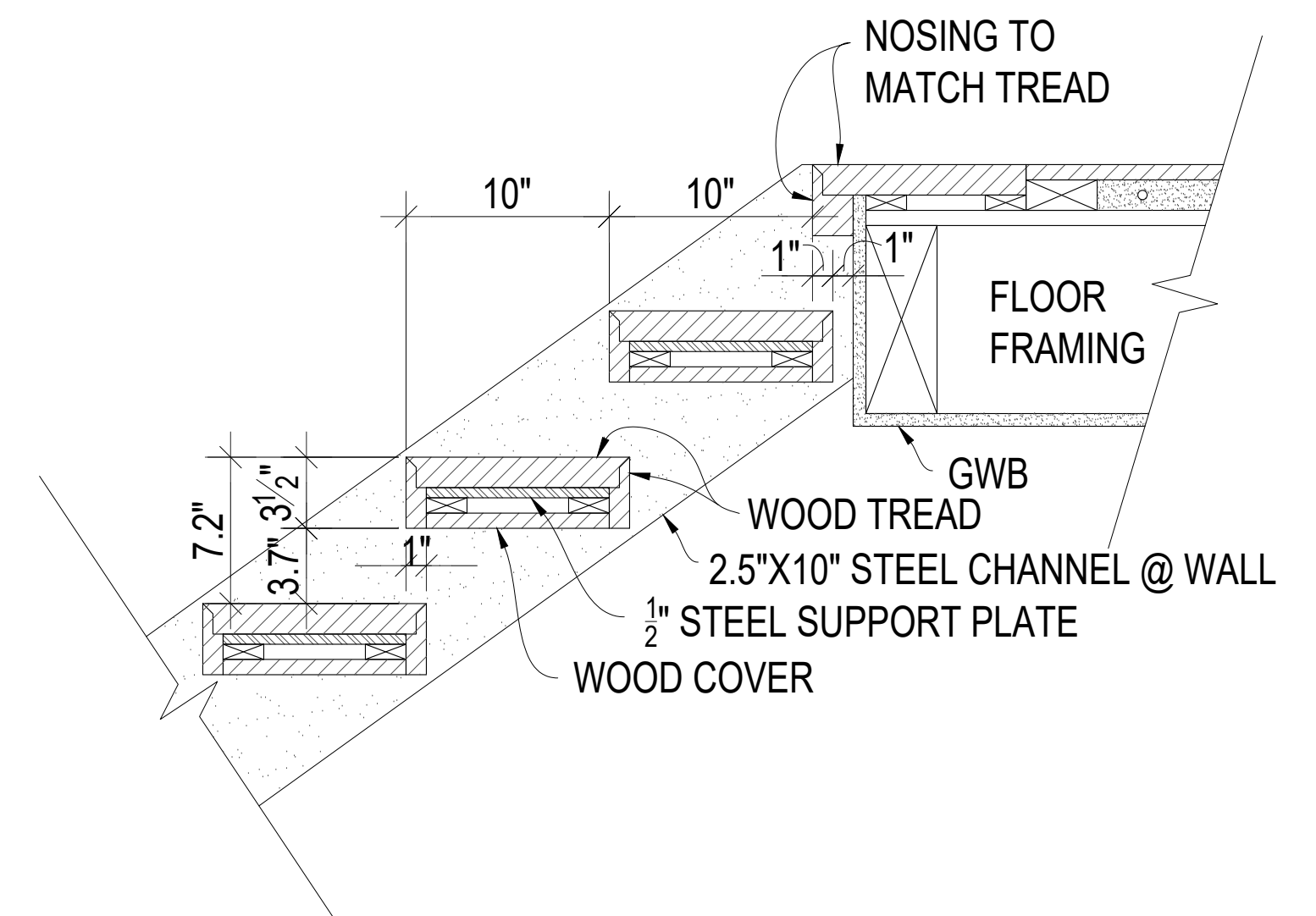
**3 SOUTH STAIR DETAIL (BOTTOM)**

1 1/2" = 1'-0"




**2 SOUTH STAIR DETAIL**

1 1/2" = 1'-0"



**4 SOUTH STAIR DETAIL (TOP)**

1 1/2" = 1'-0"



**SOLDANO | LUTH**  
architects, L.L.C.  
1315 northeast ravenna boulevard  
www.soldanoluth.com  
phone: (206) 525-5060


REVISIONS	DATE

**FROHLICH KRIVENS RES.**  
23 HOLLY HILL DRIVE  
MERCER ISLAND, WA 98040

JANUARY 8TH 2018  
PROJECT TITLE  
SHEET NUMBER  
**3.5**  
SHEET NO.







**SOLDANO | LUTH**  
 architects, L.L.C.  
 1315 northeast ravenna boulevard  
 www.soldanoluth.com  
 phone: (206) 525-5060

REVISIONS	DATE

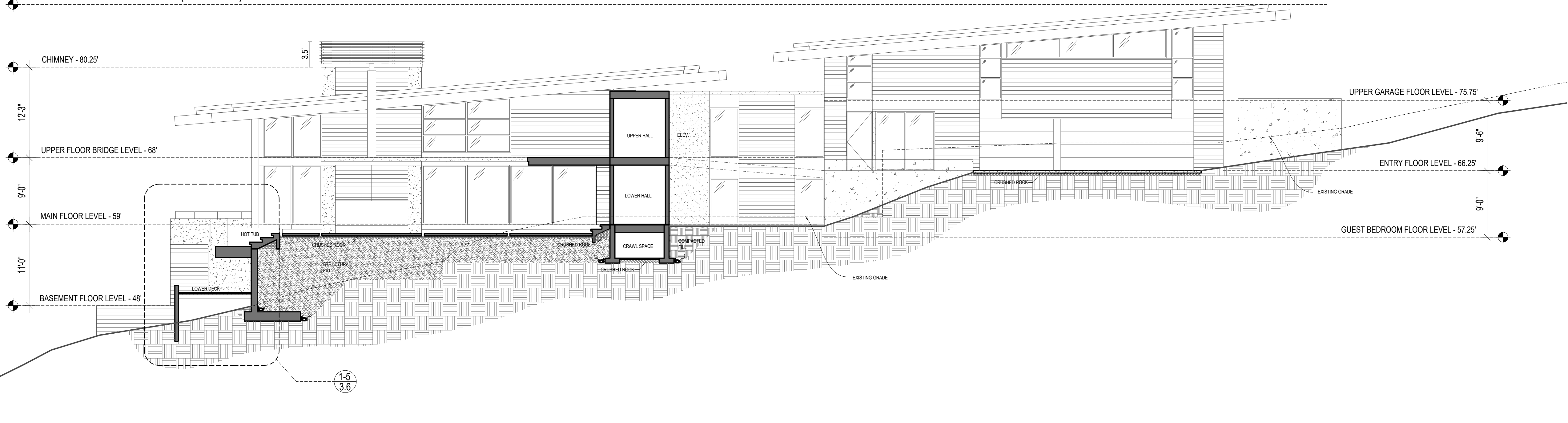
DRAWING DESCRIPTION	SECTIONS

PROJECT TITLE  
**FROHLICH KRIVENS RES.**  
 23 HOLLY HILL DRIVE  
 MERCER ISLAND, WA 98040

APRIL 12TH 2018  
 SHEET NUMBER  
**3.7**  
 SHEET NO.

BUILDING HEIGHT LIMIT (ABE + 30') = 88.8'

CHIMNEY - 80.25'  
 12'-3"  
 UPPER FLOOR BRIDGE LEVEL - 68'  
 9'-0"  
 MAIN FLOOR LEVEL - 59'  
 11'-0"  
 BASEMENT FLOOR LEVEL - 48'

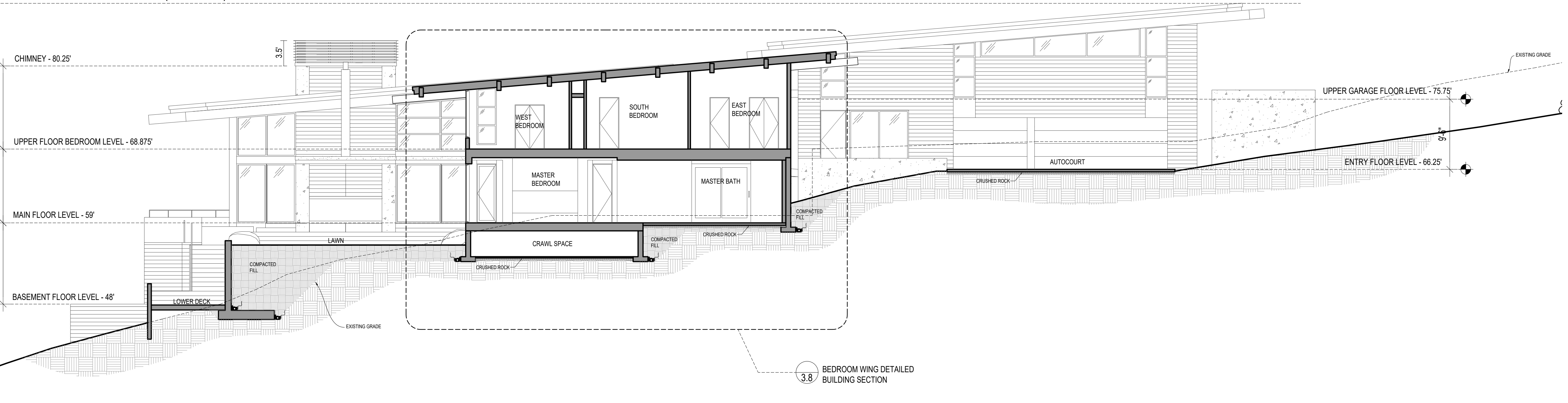


**SECTION C - TERRACE & HALLWAY**

1/8" = 1'

BUILDING HEIGHT LIMIT (ABE + 30') = 88.8'


CHIMNEY - 80.25'  
 11'-3"  
 UPPER FLOOR BEDROOM LEVEL - 68.875'  
 9'-10"  
 MAIN FLOOR LEVEL - 59'  
 11'-0"  
 BASEMENT FLOOR LEVEL - 48'



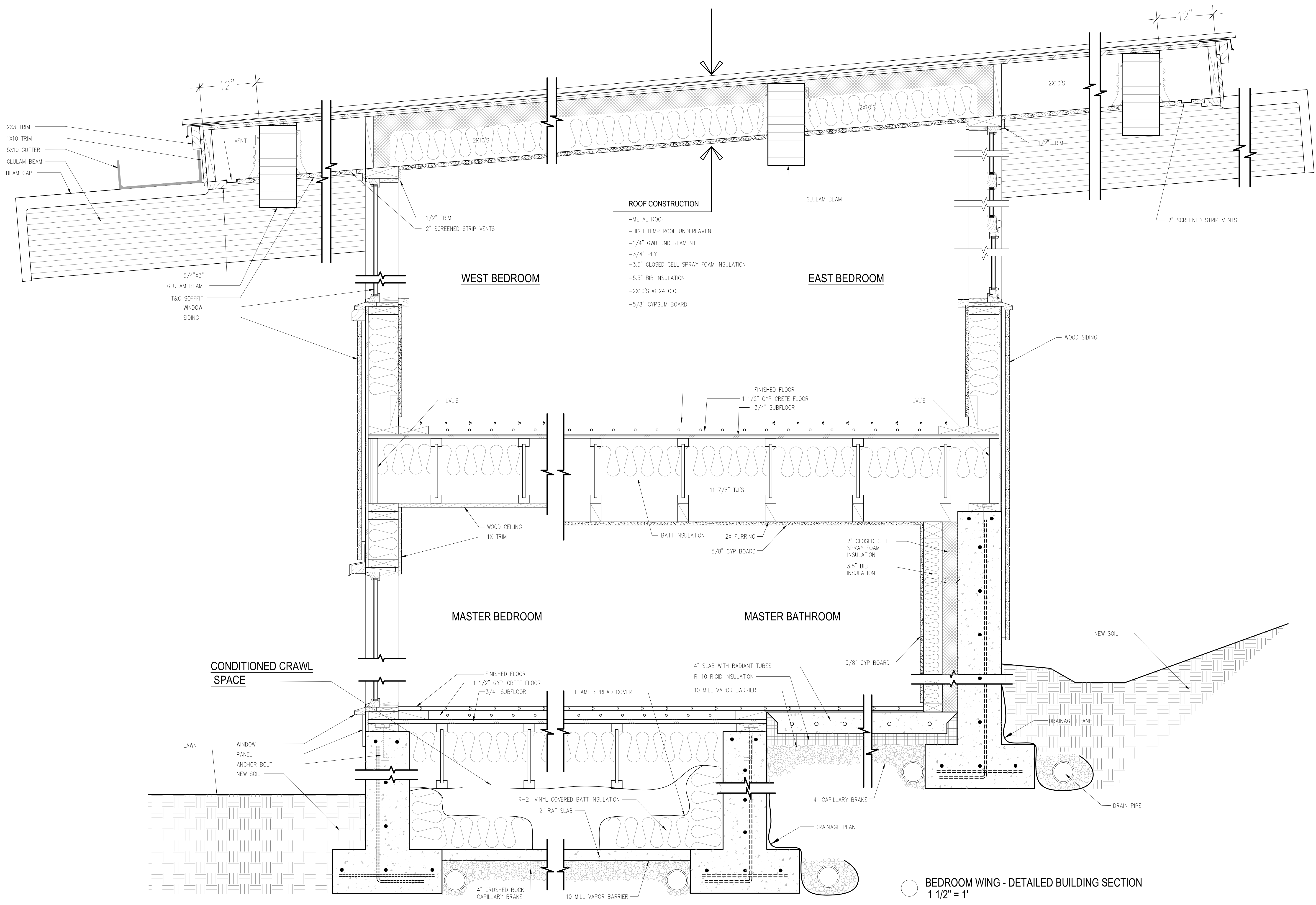
**SECTION D - BEDROOM WING**

1/8" = 1'

3.8 BEDROOM WING DETAILED BUILDING SECTION



**SOLDANO ILUTH**  
 architects  
 1315 northeast ravenna boulevard  
 www.soldanoiluth.com  
 phone: (206) 525-5060



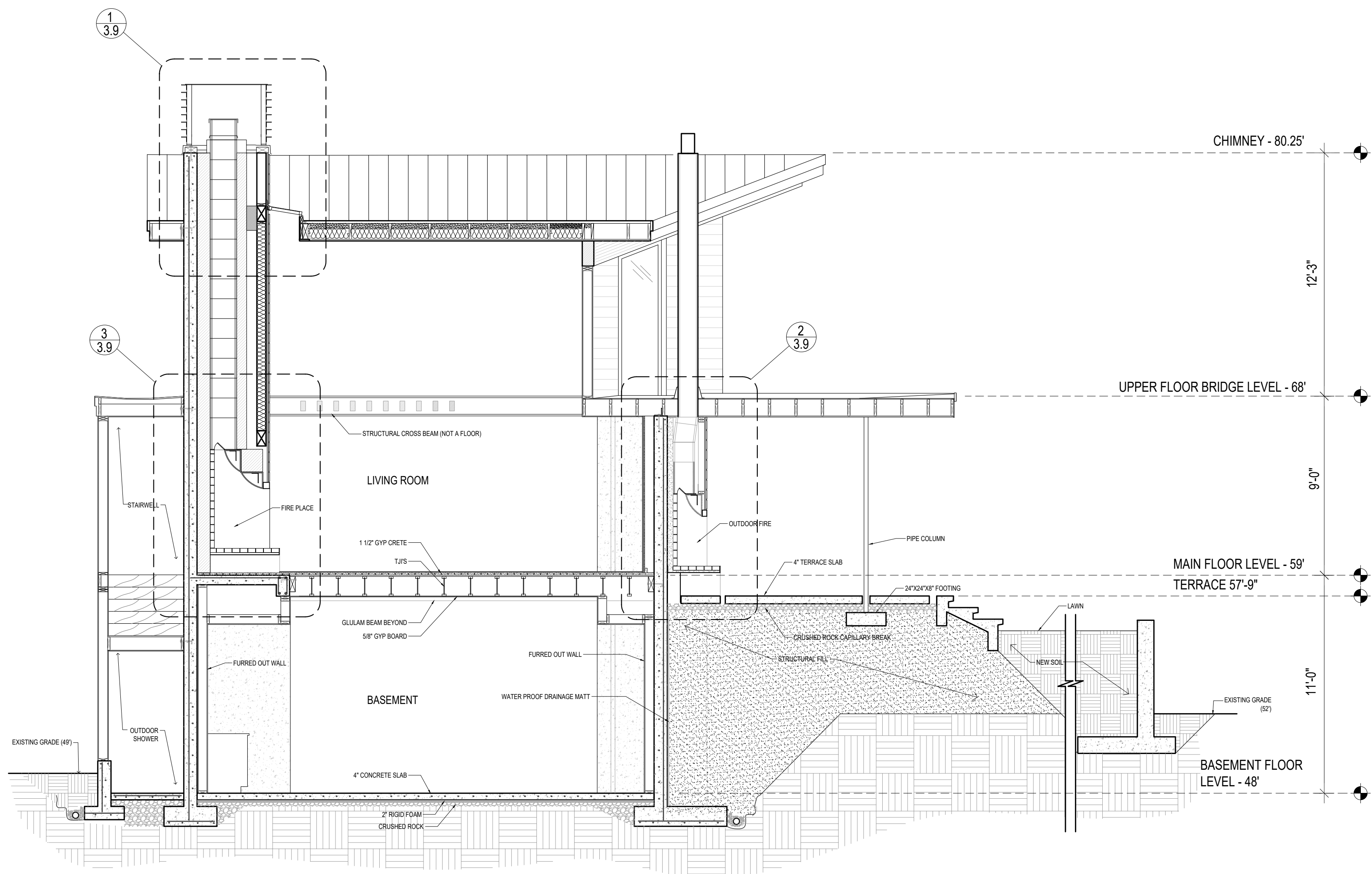
REVISIONS	DATE

DRAWING DESCRIPTION	DETAIL SECTIONS

PROJECT TITLE  
**FROHLICH KRIVENS**  
 23 HOLLY HILL DR  
 MERCER ISLAND, WA 98040

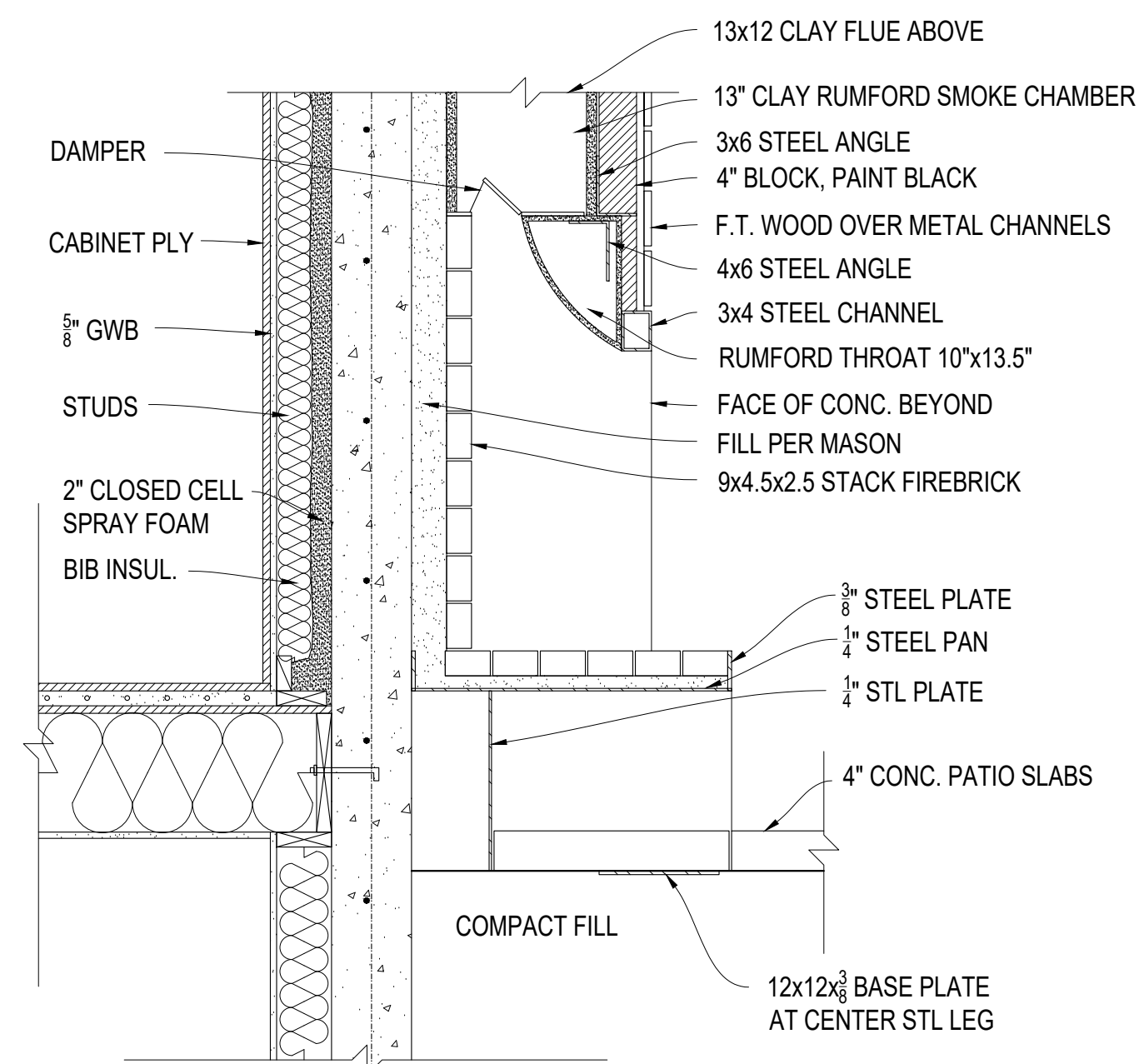
APRIL 12TH 2018  
 SHEET NUMBER  
**3.8**

○ BEDROOM WING - DETAILED BUILDING SECTION  
 1 1/2" = 1'

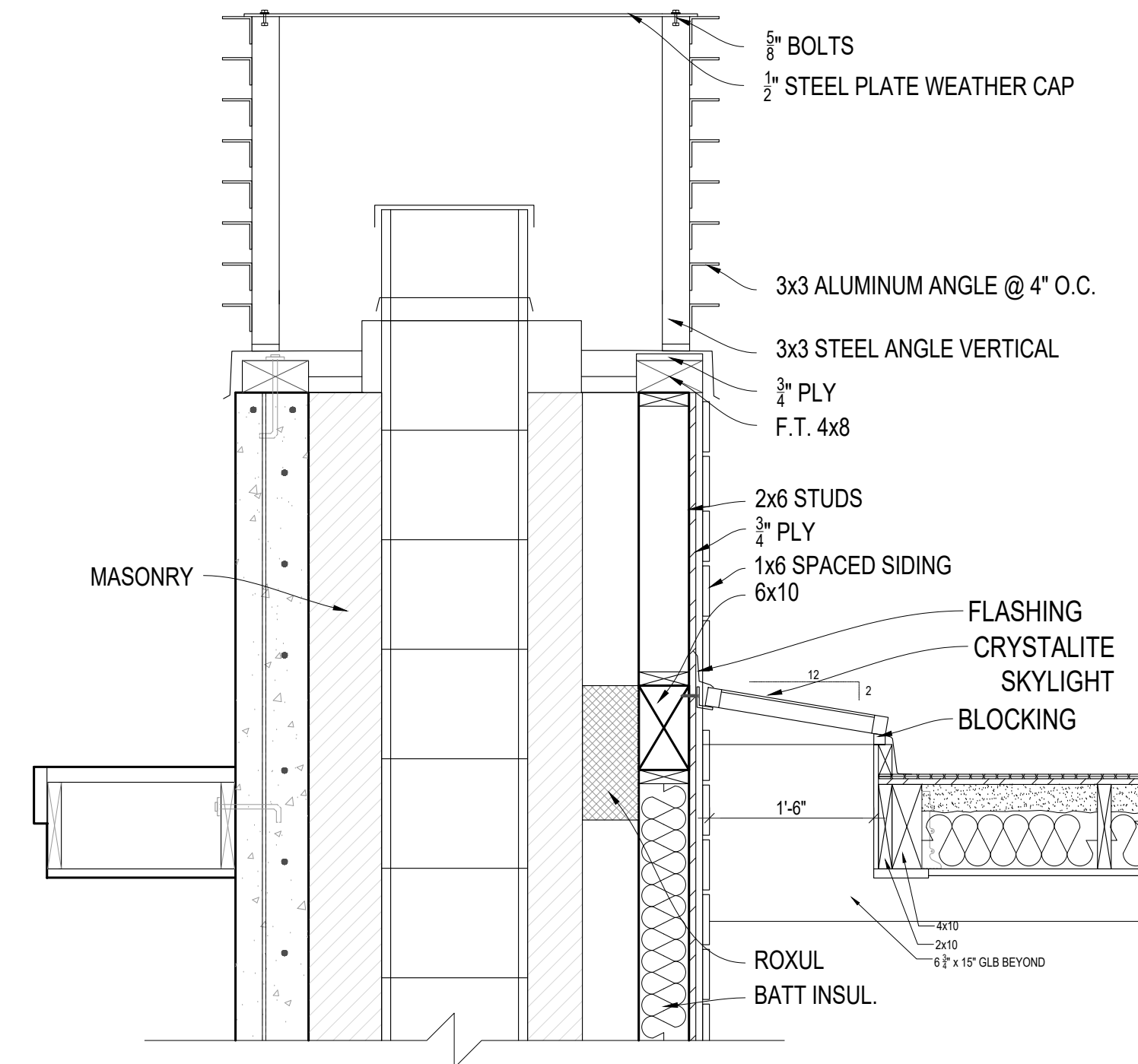


**SECTION E - BASEMENT & LIVING**

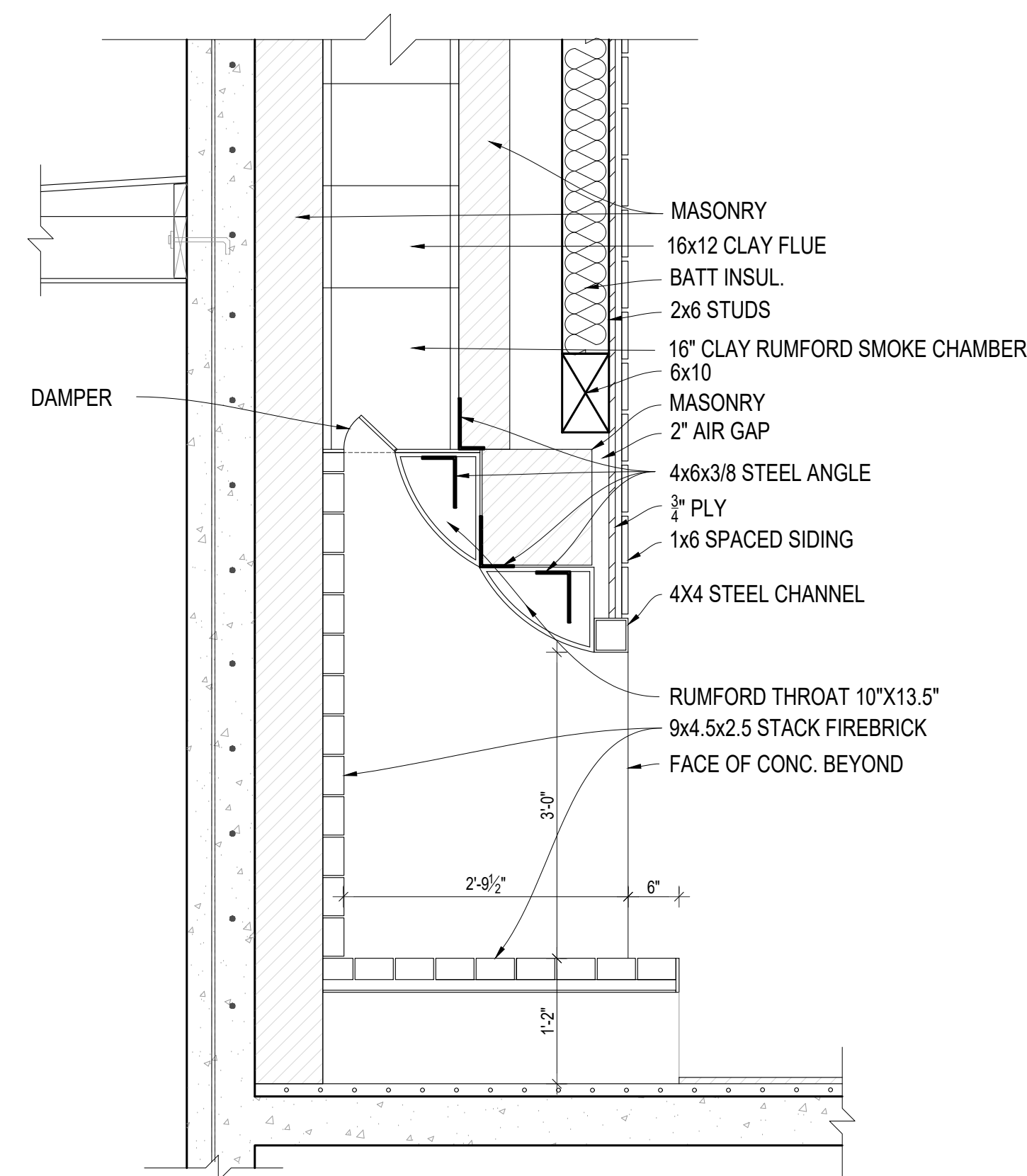
1/4" = 1'




**2 OUTDOOR FIREPLACE DETAIL**  
3/4" = 1'-0"



**1 CHIMNEY CAP DETAIL**  
3/4" = 1'-0"



**3 INDOOR FIREPLACE DETAIL**  
3/4" = 1'-0"



**SOLDANO | LUTH**  
architects, L.L.C.  
1315 northeast ravenna boulevard  
www.soldanoluth.com  
phone: (206) 525-5060

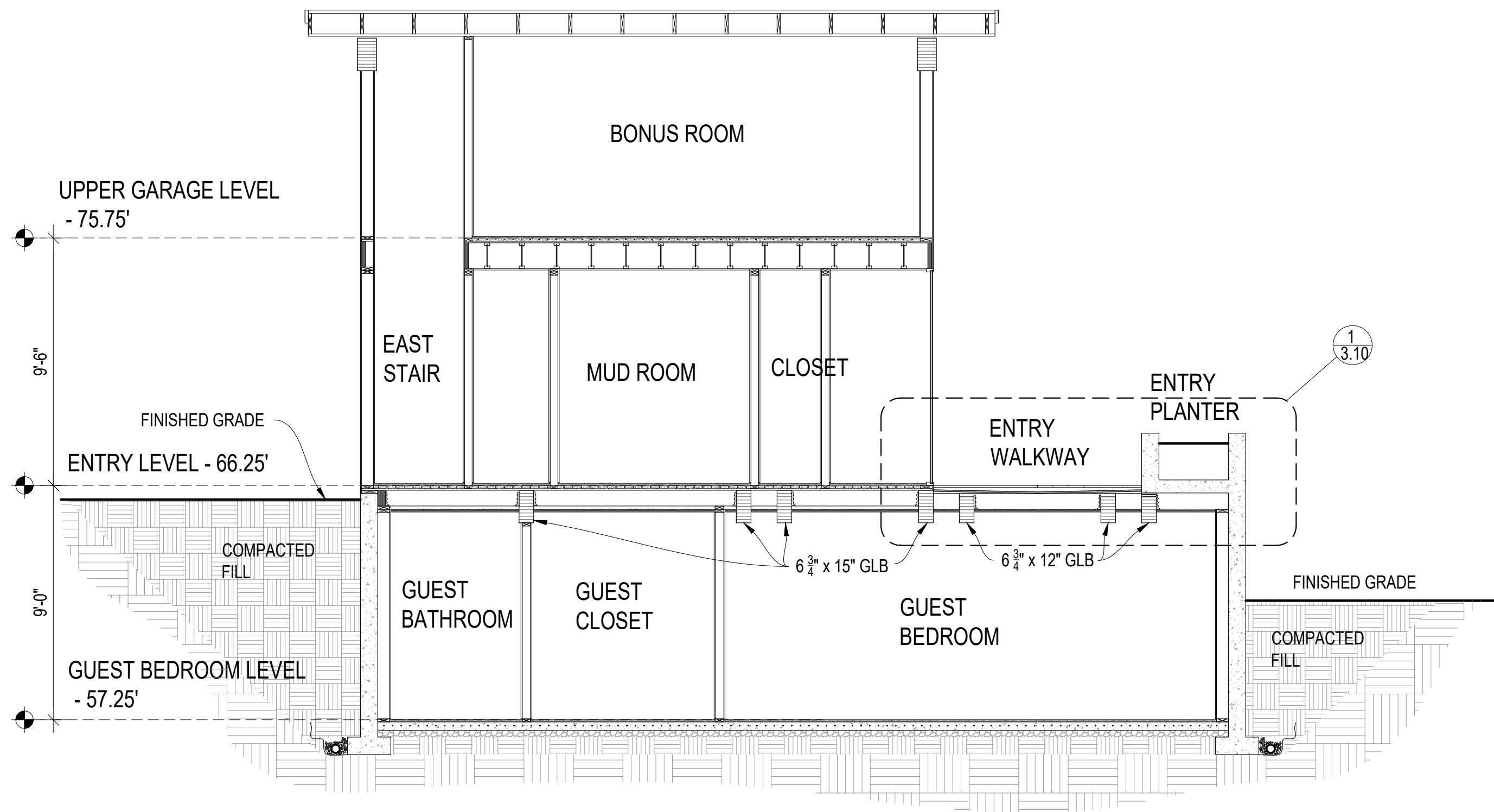
REVISIONS	DATE

DRAWING DESCRIPTION	SECTIONS

**FROHLICH KRIVENS RES.**  
23 HOLLY HILL DRIVE  
MERCER ISLAND, WA 98040

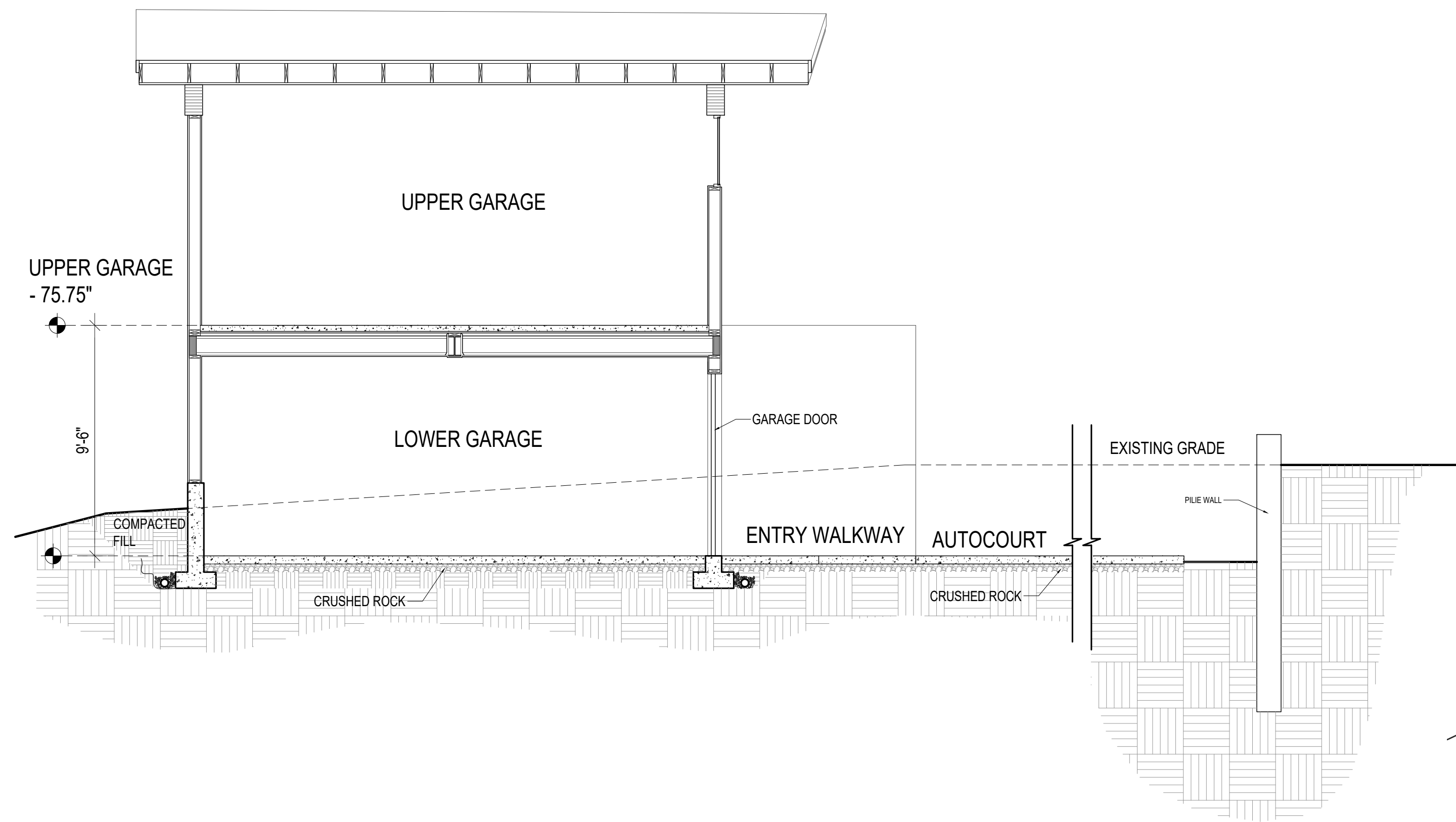
APRIL 12TH 2018  
SHEET NUMBER  
**3.9**  
PROJECT TITLE  
SHEET NO.





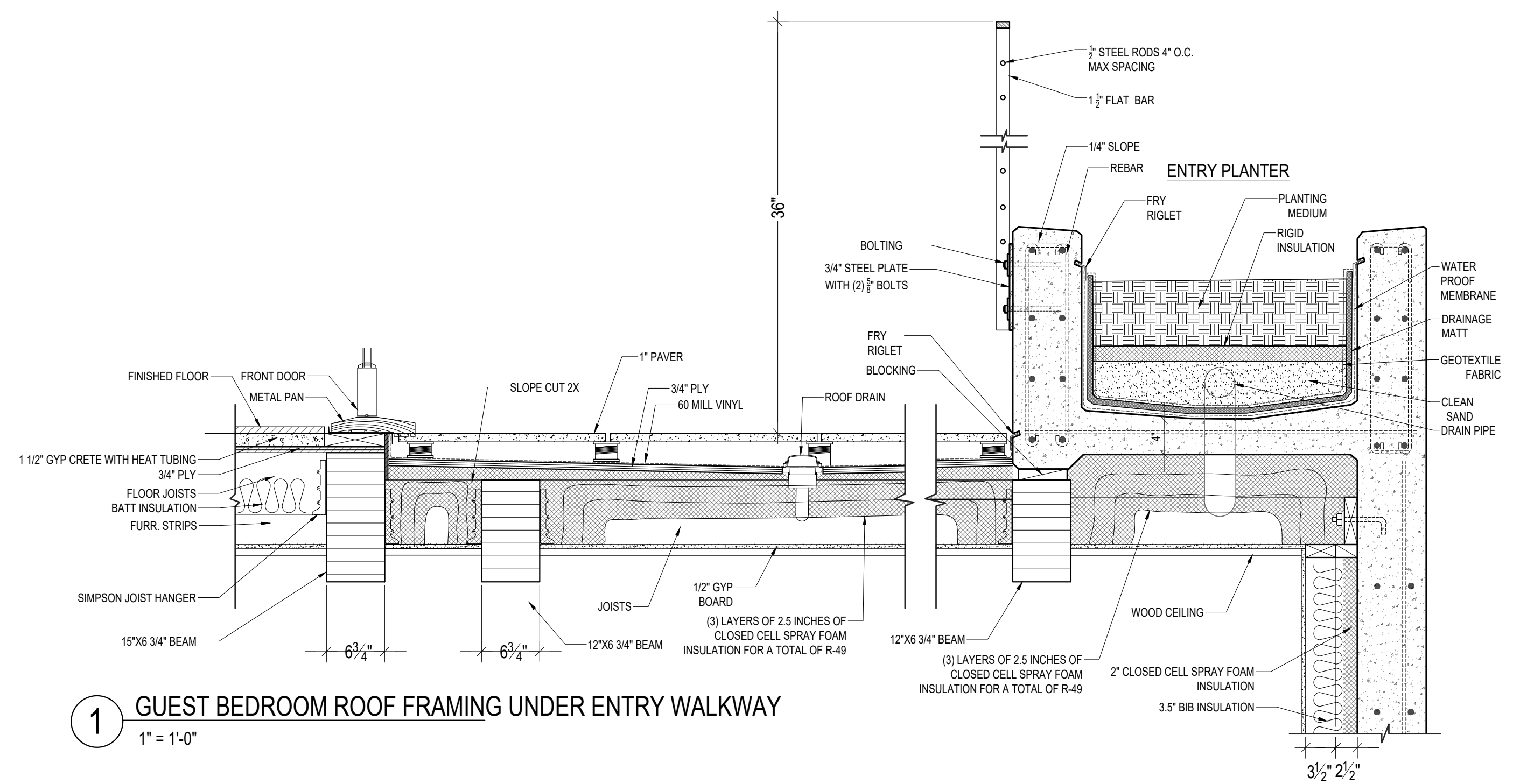
**SECTION G - ENTRY & GUEST BEDROOM**

1/4" = 1'

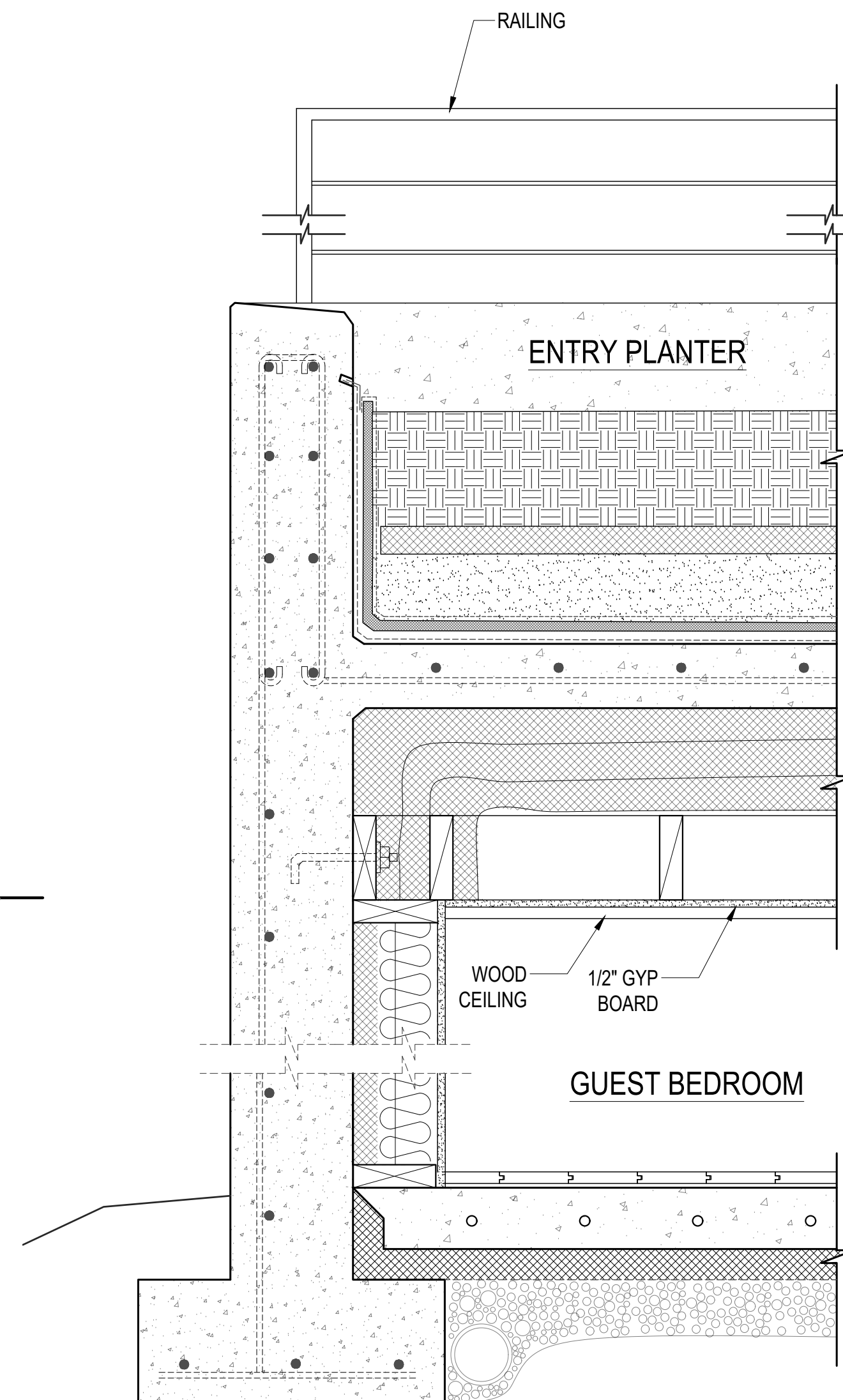


**SECTION H - GARAGE AND AUTOCOURT**

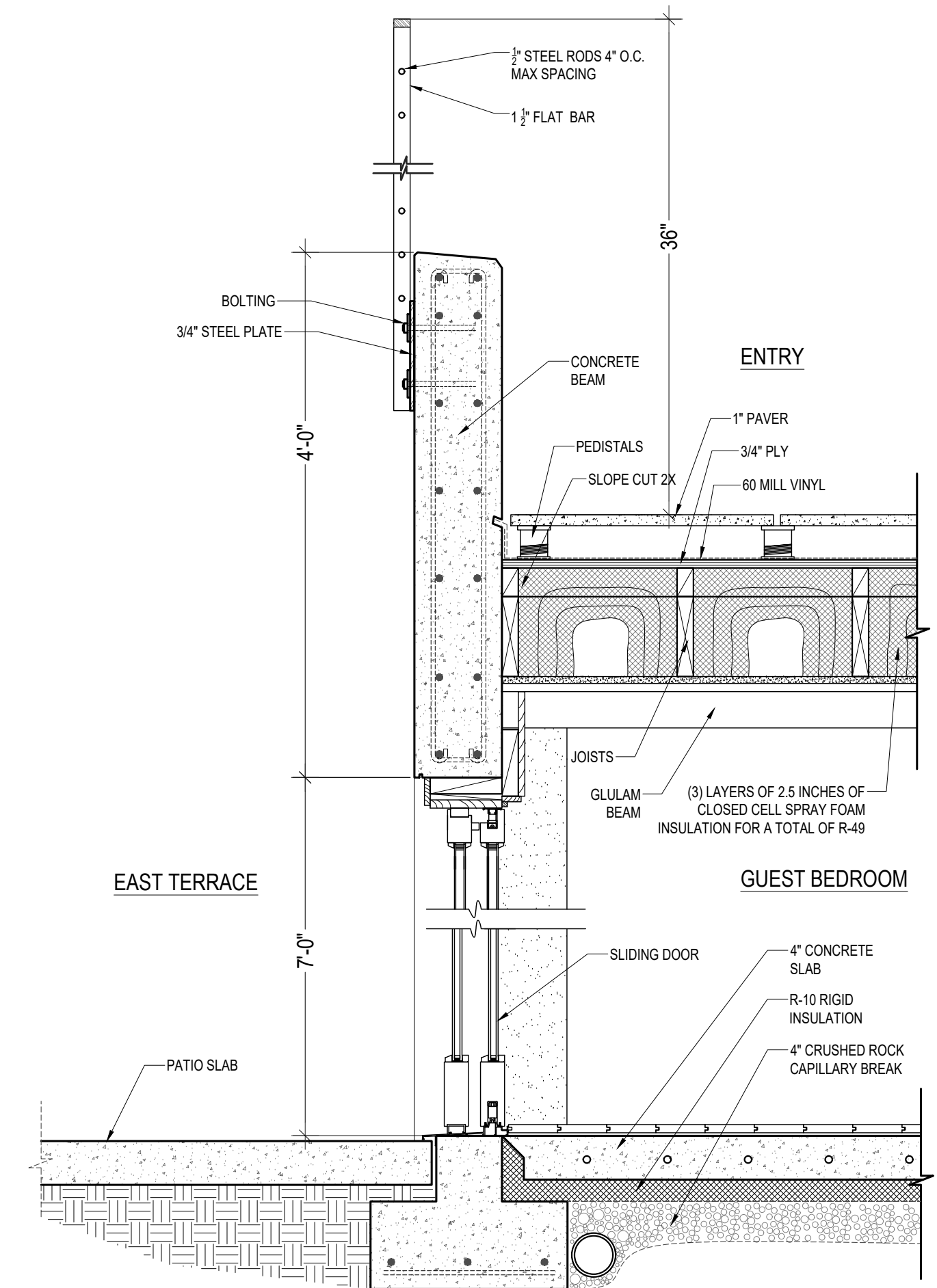
1/4" = 1'




**1 GUEST BEDROOM ROOF FRAMING UNDER ENTRY WALKWAY**  
1" = 1'-0"



**2 ENTRY PLANTER DETAIL**  
1" = 1'-0"



**3 ENTRY PLANTER DETAIL**  
1" = 1'-0"



**SOLDANO | LUTH**  
architects, L.L.C.  
1315 northeast ravenna boulevard  
www.soldanoluth.com  
phone: (206) 525-5060

REVISIONS	DATE

**FROHLICH KRIVENS RES.**  
23 HOLLY HILL DRIVE  
MERCER ISLAND, WA 98040

APRIL 12TH 2018  
SHEET NUMBER  
**3.10**  
SHEET NO.




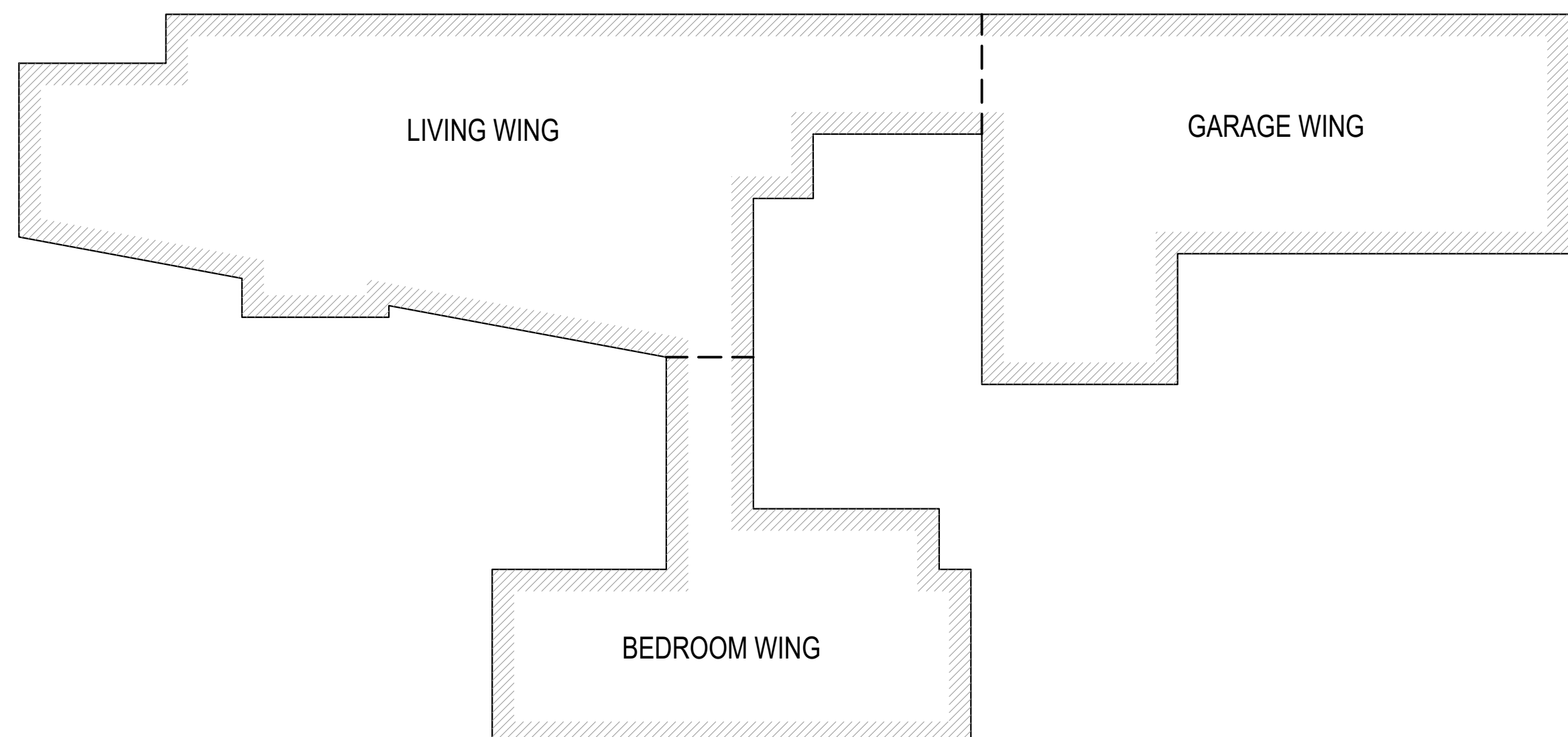
Frohlich Krivens Window Schedule						
Living Wing	Level	Room Location	Width (ft.)	Height (ft.)	Comments	Operation
L1	Basement	Basement Landing	4'-6"	8'-0"	ALL WINDOWS	P
L2	Basement	Basement Landing	4'-0"	8'-0"	TO HAVE U-	P
L3	Basement	Recreation Room	4'-3"	7'-0"	VALUE OF 0.28	P
L4	Basement	Recreation Room	4'-3"	7'-0"	FOR SPECIFIED	P
L5	Main Floor	Dining	3'-0"	8'-0"	CREDITS	P,A,P
L6	Main Floor	Dining	3'-0"	8'-0"		P,A,P
L7	Main Floor	Basement Stair	4'-0"	6'-0"		P
L8	Main Floor	Reading Bench	2'-0"	6'-0"		P,A,A
L9	Main Floor	Reading Bench	5'-6"	6'-0"		P
L10	Main Floor	Lower Hallway	3'-10"	8'-0"		A,A,P
L11	Main Floor	Lower Ramp	4'-0"	6'-3"		P
L12	Main Floor	Lower Ramp	4'-0"	6'-3"		P
L13	Upper Floor	Entry Stair	3'-0"	9'-9"		A,A,P
L14	Upper Floor	Entry Stair	4'-0"	8'-0"		P
L15	Upper Floor	Dining	6'-0"	8'-1.5"	ANGLED	P,A,P
L16	Upper Floor	Dining	6'-0"	7'-7.5"	ANGLED	P,A,P
L17	Upper Floor	Living	2'-0"	6'-0"	ANGLED	P,P,P
L18	Upper Floor	Living	6'-6"	6'-5.5"		P
L19	Upper Floor	Living	6'-6"	6'-5.5"		P
L20	Upper Floor	Living	4'-3"	5'-8.5"	ANGLED	P
L21	Upper Floor	Living	4'-3"	6'-0.5"	ANGLED	P
L22	Upper Floor	Living	6'-0"	7'-0.25"	ANGLED	P,A,P
L23	Upper Floor	Living	6'-0"	7'-6.25"	ANGLED	P,A,P
L24	Upper Floor	Upper Hallway	3'-10"	7'-4"		A,A,P
L25	Upper Floor	Upper Ramp	4'-0"	6'-9"		P
L26	Upper Floor	Upper Ramp	4'-0"	6'-9"		P
L27	Upper Floor	Upper Hallway	5'-6"	1'-0"		P
L28	Upper Floor	Upper Hallway	4'-10"	1'-4"		A
L29	Upper Floor	Upper Hallway	4'-10"	1'-4"		A
L30	Upper Floor	Upper Hallway	4'-10"	1'-4"		A
SK1	Sloped Roof	Living	11'-1.25"	1'-6"	SKYLIGHT	P
Bedroom Wing	Level	Room Location	Width (ft.)	Height (ft.)	Comments	Operation
B1	Main Floor	Master Bedroom	2'-0"	8'-0"	ALL WINDOWS	P,A,P
B2	Main Floor	Master Bedroom	6'-0"	8'-0"	TO HAVE U-	P
B3	Main Floor	Master Bedroom	2'-0"	8'-0"	VALUE OF 0.28	P,A,P
B4	Main Floor	Master Bedroom	2'-2"	4'-10"	FOR SPECIFIED	C
B5	Main Floor	Master Bedroom	2'-2"	4'-10"	CREDITS	C
B6	Main Floor	Master Bathroom	1'-10"	5'-3"		P
B7	Upper Floor	Upper Hallway	5'-0"	7'-4"		P
B8	Upper Floor	Upper Hallway	5'-0"	7'-4"		P
B9	Upper Floor	West Bedroom	2'-8"	4'-10.25"	ANGLED	P
B10	Upper Floor	West Bedroom	2'-0"	6'-6"		P,A,P
B11	Upper Floor	West Bedroom	6'-0"	6'-6"		P
B12	Upper Floor	South Bedroom	2'-6"	3'-4"		P
B13	Upper Floor	South Bedroom	4'-0"	7'-2.25"	EGRESS, ANGLED	P
B14	Upper Floor	South Bedroom	2'-0"	7'-4.25"	EGRESS, ANGLED	P,A,C
B15	Upper Floor	East Bedroom	2'-0"	8'-3.5"	EGRESS, ANGLED	P,A,C
B16	Upper Floor	East Bedroom	4'-0"	8'-7.5"	ANGLED	P,P,P
B17	Upper Floor	East Bedroom	4'-0"	9'-11"		P,P,P
B18	Upper Floor	East Bedroom	2'-0"	9'-11"	EGRESS	P,A,C
B19	Upper Floor	Upper Hallway	5'-0"	7'-4"		P
B20	Upper Floor	Upper Hallway	5'-0"	7'-4"		P
Garage Wing	Level	Room Location	Width (ft.)	Height (ft.)	Comments	Operation
G1	Entry	Entry	2'-0"	8'-0"	ALL WINDOWS	P,P,P
G2	Entry	Entry	2'-0"	8'-0"	TO HAVE U-	P,P,P
G3	Entry	Entry	2'-6"	8'-0"	VALUE OF 0.28	P,P,P
G4	Entry	Entry	4'-0"	8'-0"	FOR SPECIFIED	P
G5	Entry	Entry	4'-0"	8'-0"	CREDITS	P
G6	Upper Garage	Upper Garage Hall	3'-0"	7'-2"	ANGLED	P,A,P
G7	Upper Garage	East Stair	3'-6"	5'-0"		P
G8	Upper Garage	Bonus Room	2'-0"	5'-8.5"	ANGLED	P,A,P
G9	Upper Garage	Bonus Room	5'-6"	5'-6"	ANGLED	P
G10	Upper Garage	Bonus Room	6'-0"	5'-0"		P
G11	Upper Garage	Bonus Room	2'-6"	7'-0"		P,P,P
G12	Upper Garage	Bonus Room	3'-6"	6'-3.5"	EGRESS, ANGLED	P,A,C
G13	Upper Garage	Upper Garage	3'-0"	7'-9"	ANGLED	P,A,P
G14	Upper Garage	Upper Garage	7'-4"	2'-8.5"	ANGLED	P
G15	Upper Garage	Upper Garage	7'-4"	3'-3.75"	ANGLED	P
G16	Upper Garage	Upper Garage	7'-4"	3'-11"	ANGLED	P
G17	Upper Garage	Upper Garage	3'-0"	9'-11"	ANGLED	P,A,P
G18	Upper Garage	Upper Garage	5'-4"	2'-6"		P
G19	Upper Garage	Upper Garage	5'-4"	2'-6"		P
G20	Upper Garage	Upper Garage	5'-4"	2'-6"		P

P = PICTURE  
A = AWNING  
C = CASEMENT

Frohlich Krivens Interior Door Schedule					
Living Wing	Level	Room Location	Width (ft.)	Height (ft.)	Comments
IL1	Basement	Wine Room	2'-8"	7'-0"	
IL2	Basement	Storage	2'-8"	7'-0"	
IL3	Basement	Basement Bath	2'-8"	7'-0"	
IL4	Basement	Changing Room	2'-8"	7'-0"	
IL5	Basement	Basement Landing	4'-6"	7'-11"	POCKET
IL6	Basement	Mechanical	2'-8"	7'-0"	
IL7	Basement	Crawl Space	2'-6"	3'-0"	CRAWL SPACE ACCESS
IL8	Basement	Elevator	3'-0"	8'-0"	
IL9	Main Floor	Stair Storage	2'-8"	6'-8"	Hidden
IL10	Main Floor	Elevator	3'-0"	8'-0"	
IL11	Upper Floor	Elevator	3'-0"	8'-0"	
Bedroom Wing	Level	Room Location	Width (ft.)	Height (ft.)	Comments
IB1	Main Floor	Laundry Room	2'-8"	8'-0"	
IB2	Main Floor	Master Bedroom	2'-8"	8'-0"	
IB3	Main Floor	Master Bathroom	2'-8"	8'-0"	Frosted Glass
IB4	Upper Floor	Linen	2'-2"	7'-0"	
IB5	Upper Floor	West Bedroom	2'-8"	7'-0"	
IB6	Upper Floor	West Bedroom	4'-0"	6'-0"	
IB7	Upper Floor	South Bedroom	2'-8"	7'-0"	
IB8	Upper Floor	South Bedroom	4'-0"	7'-0"	
IB9	Upper Floor	East Bedroom	2'-8"	7'-0"	
IB10	Upper Floor	East Bedroom	2'-6"	7'-0"	
IB11	Upper Floor	Boys Bathroom	2'-8"	7'-0"	
IB12	Upper Floor	Bedroom Hall	3'-0"	8'-0"	POCKET
IB13	Upper Floor	Girls Bathroom	2'-8"	7'-0"	
IB14	Upper Floor	Laundry Chute	4'-0"	7'-0"	
Garage Wing	Level	Room Location	Width (ft.)	Height (ft.)	Comments
IG1	Main Floor	Powder Room	2'-8"	7'-0"	
IG2	Main Floor	Guest Bedroom	2'-8"	7'-0"	
IG3	Main Floor	Guest Bath	2'-8"	7'-0"	WTHR. STRPD., 20MIN.
IG4	Upper Floor	Lower Garage	2'-8"	7'-0"	
IG5	Upper Floor	Entry Closet	4'-0"	8'-0"	WTHR. STRPD., 20MIN.
IG6	Upper Floor	Lower Garage	2'-8"	7'-0"	
IG7	Upper Garage	Vented Closet	2'-6"	7'-0"	WTHR. STRPD., 20MIN.
IG8	Upper Garage	Upper Garage Hall	2'-8"	7'-0"	
IG9	Upper Garage	Bonus Room	2'-8"	7'-0"	
IG10	Upper Garage	Bonus Room	2'-8"	7'-0"	

Frohlich Krivens Exterior Door Schedule					
Living Wing	Level	Room Location	Width (ft.)	Height (ft.)	Comments
LD1	Basement	Recreation Room	3'-0"	7'-0"	
LD2	Basement	Recreation Room	11'-0"	8'-0"	Lift Slide
LD3	Main Floor	North Hall	3'-0"	8'-0"	
LD4	Main Floor	Living	13'-0"	8'-0"	Lift Slide
LD5	Main Floor	Living	8'-6"	8'-0"	Lift Slide
LD6	Main Floor	Dining	12'-0"	8'-0"	Lift Slide
LD7	Main Floor	Kitchen	12'-0"	8'-0"	Lift Slide
LD8	Main Floor	Lower Hallway	9'-8"	8'-0"	Slider
LD9	Basement	Basement Deck	5'-0"	6'-0"	
Bedroom Wing	Level	Room Location	Width (ft.)	Height (ft.)	Comments
BD1	Main Floor	Lower Hallway	10'-0"	8'-0"	Slider
BD2	Main Floor	Master Bedroom	2'-8"	8'-0"	
BD3	Main Floor	Master Bathroom	8'-0"	8'-0"	Lift Slide
BD4	Main Floor	Lower Hallway	10'-0"	8'-0"	Slider
BD5	Upper Floor	West Bedroom	2'-6"	7'-0"	
BD6	Upper Floor	South Bedroom	3'-0"	7'-0"	
Garage Wing	Level	Room Location	Width (ft.)	Height (ft.)	Comments
GD1	Main Floor	Guest Bedroom	15'-0"	7'-6"	Lift Slide
GD2	Entry	Entry	3'-6"	8'-0"	Custom
GD3	Entry	Lower Garage	10'-0"	7'-6"	
GD4	Entry	Lower Garage	18'-0"	7'-6"	
GD5	Upper Garage	Upper Garage	16'-0"	8'-6"	

ALL GLASS DOORS TO HAVE A U VALUE MIN OF 0.28




**SOLDANO | LUTH**  
architects, L.L.C.  
1315 northeast ravenna boulevard  
www.soldanoluth.com  
phone: (206) 525-5060

REVISIONS	DATE

DRAWING DESCRIPTION
DOOR/WINDOW SCHEDULE

PROJECT TITLE  
**FROHLICH KRIVENS RES.**  
23 HOLLY HILL DRIVE  
MERCER ISLAND, WA 98040

APRIL 12TH 2018  
SHEET NUMBER  
**4.0**  
SHEET NO.



**SOLDANO | LUTH**  
 architects, L.L.C.  
 1315 northeast ravenna boulevard  
 www.soldanoluth.com  
 phone: (206) 525-5060

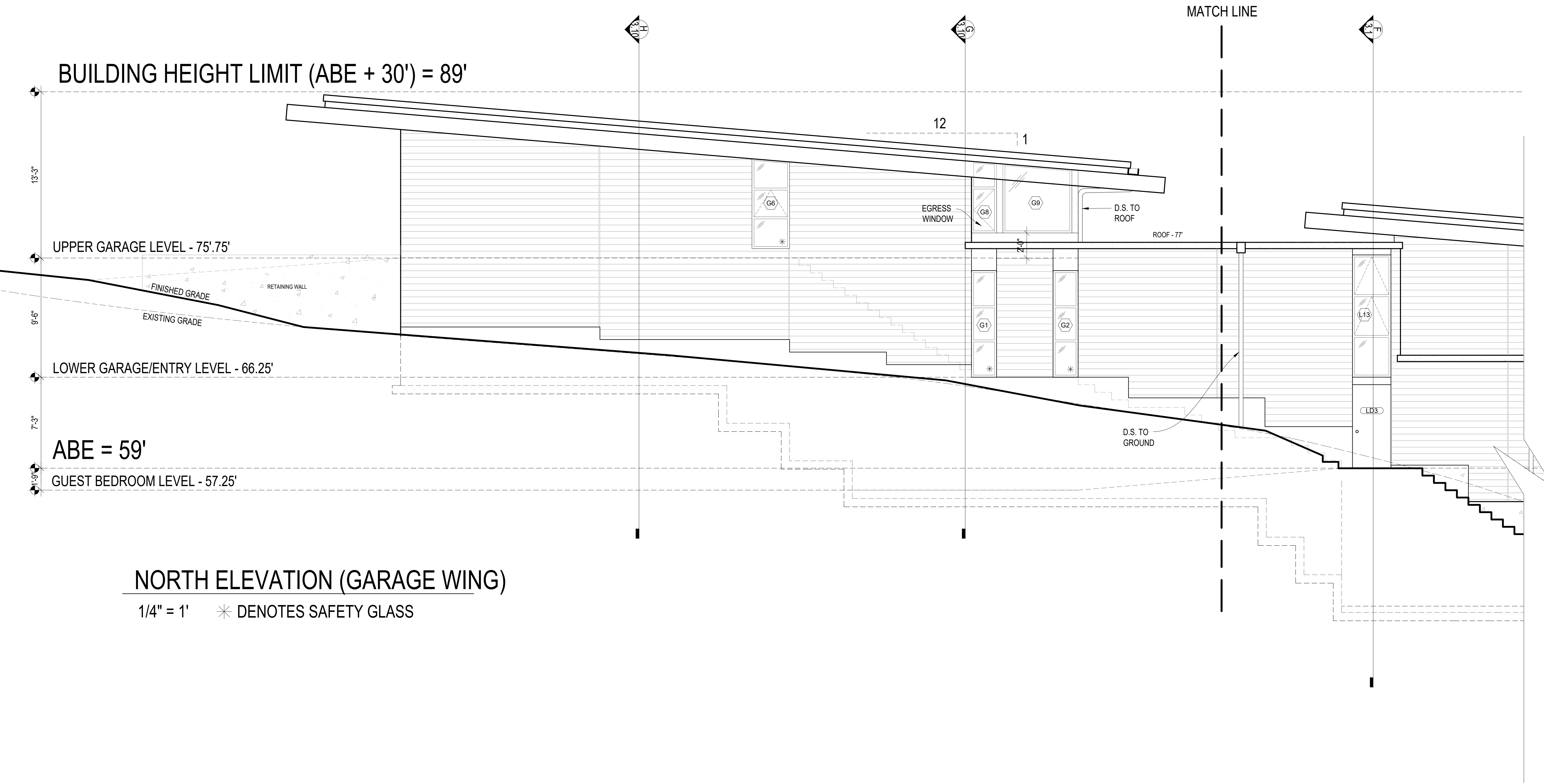
REVISIONS	DATE

DRAWING DESCRIPTION	NORTH ELEVATION

**FROHLICH KRIVENS RES.**  
 23 HOLLY HILL DRIVE  
 MERCER ISLAND, WA 98040


PROJECT TITLE  
 SHEET NO.  
**4.1**

APRIL 12TH 2018  
 SHEET NUMBER



**NORTH ELEVATION (GARAGE WING)**

1/4" = 1' \* DENOTES SAFETY GLASS



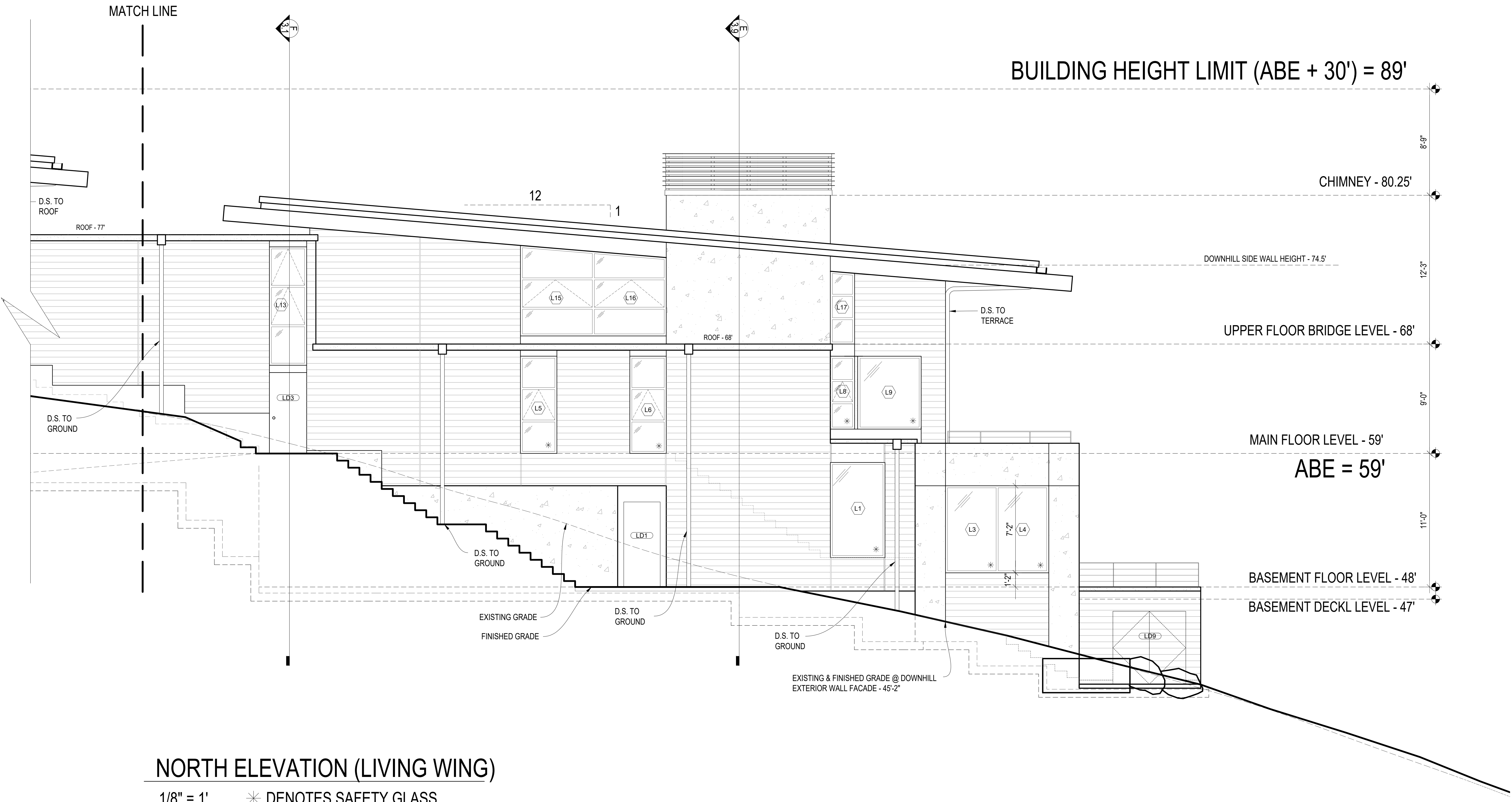
**SOLDANO | LUTH**  
 architects, L.L.C.  
 1315 northeast ravenna boulevard  
 www.soldanoluth.com  
 phone: (206) 525-5060

REVISIONS	DATE


DRAWING DESCRIPTION	NORTH ELEVATION

**FROHLICH KRIVENS RES.**  
 23 HOLLY HILL DRIVE  
 MERCER ISLAND, WA 98040

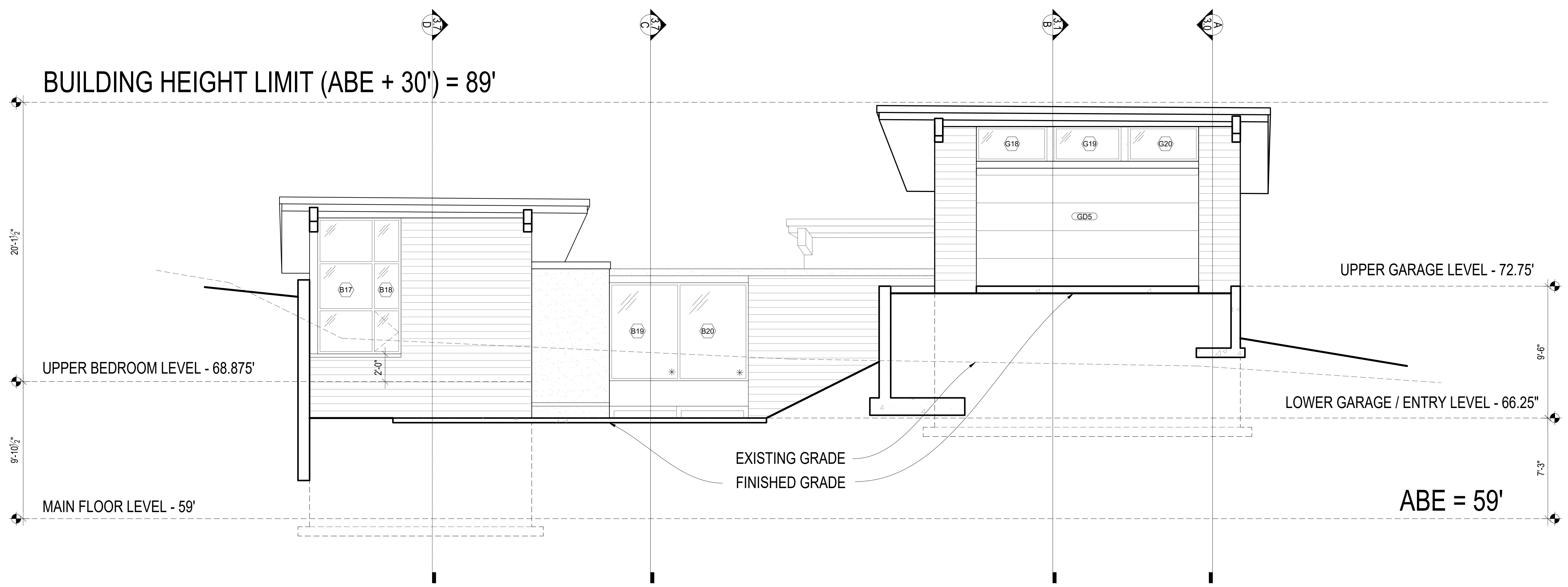
APRIL 12TH 2018  
 SHEET NUMBER  
**4.2**  
 SHEET NO.



**NORTH ELEVATION (LIVING WING)**  
 1/8" = 1' \* DENOTES SAFETY GLASS



**SOLDANO | LUTH**  
 architects, L.L.C.  
 1315 northeast ravenna boulevard  
 www.soldanoluth.com  
 phone: (206) 525-5060



BUILDING HEIGHT LIMIT (ABE + 30') = 89'

UPPER BEDROOM LEVEL - 68.875'

MAIN FLOOR LEVEL - 59'

UPPER GARAGE LEVEL - 72.75'

LOWER GARAGE / ENTRY LEVEL - 66.25"

EXISTING GRADE  
 FINISHED GRADE

ABE = 59'

**EAST ELEVATION**

1/4" = 1' \* DENOTES SAFETY GLASS

REVISIONS	DATE


DRAWING DESCRIPTION
EAST ELEVATION

**FROHLICH KRIVENS RES.**  
 23 HOLLY HILL DRIVE  
 MERCER ISLAND, WA 98040

PROJECT TITLE  
**4.3**  
 SHEET NO.

APRIL 12TH 2018





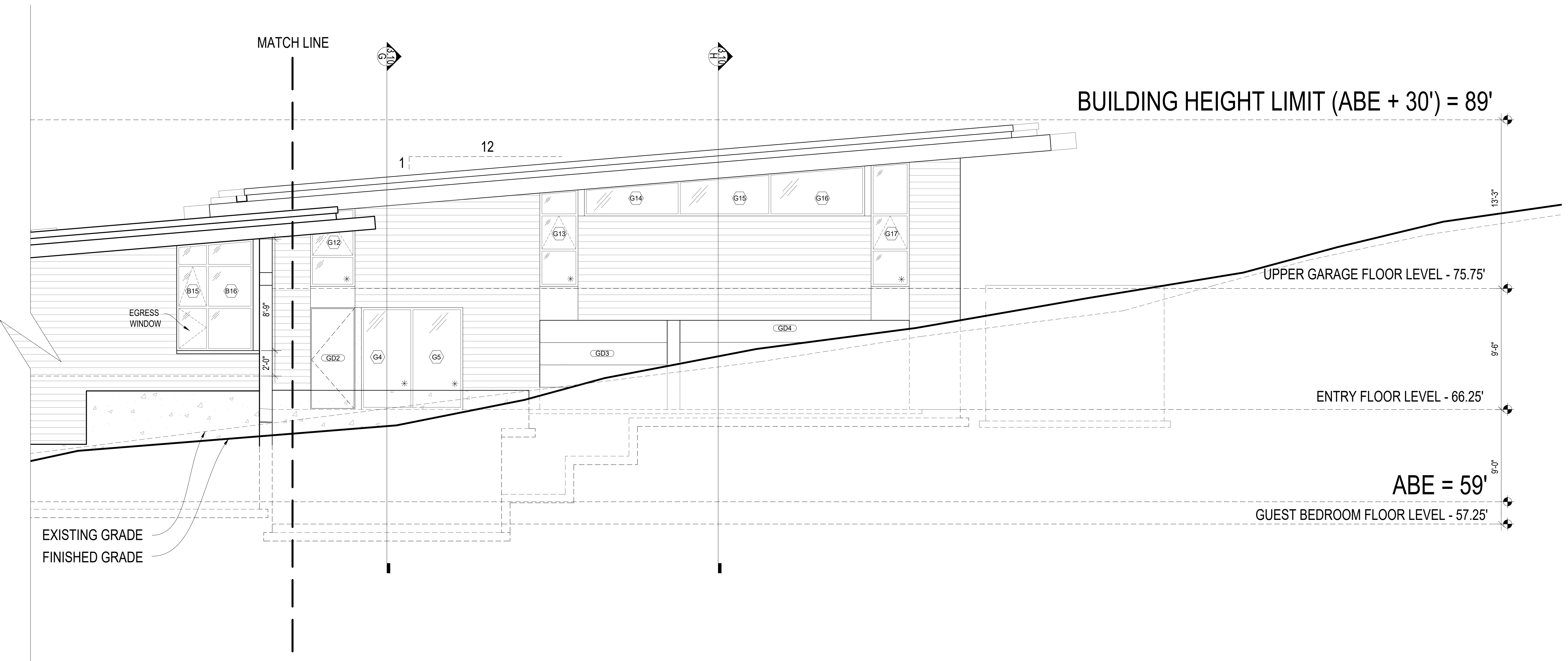
**SOLDANO | LUTH**  
 architects, L.L.C.  
 1315 northeast ravenna boulevard  
 www.soldanoluth.com  
 phone: (206) 525-5060

REVISIONS	DATE

DRAWING DESCRIPTION
SOUTH ELEVATION

**FROHLICH KRIVENS RES.**  
 23 HOLLY HILL DRIVE  
 MERCER ISLAND, WA 98040

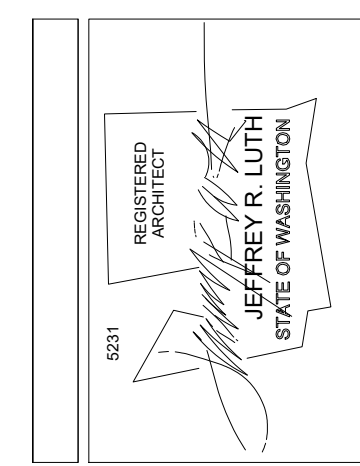
APRIL 12TH 2018  
 SHEET NUMBER  
**4.4**  
 SHEET NO.



**SOUTH ELEVATION (GARAGE WING)**

1/4" = 1' \* DENOTES SAFETY GLASS





**SOLDANO | LUTH**  
 architects, L.L.C.  
 1315 northeast ravenna boulevard  
 www.soldanoluth.com  
 phone: (206) 525-5060

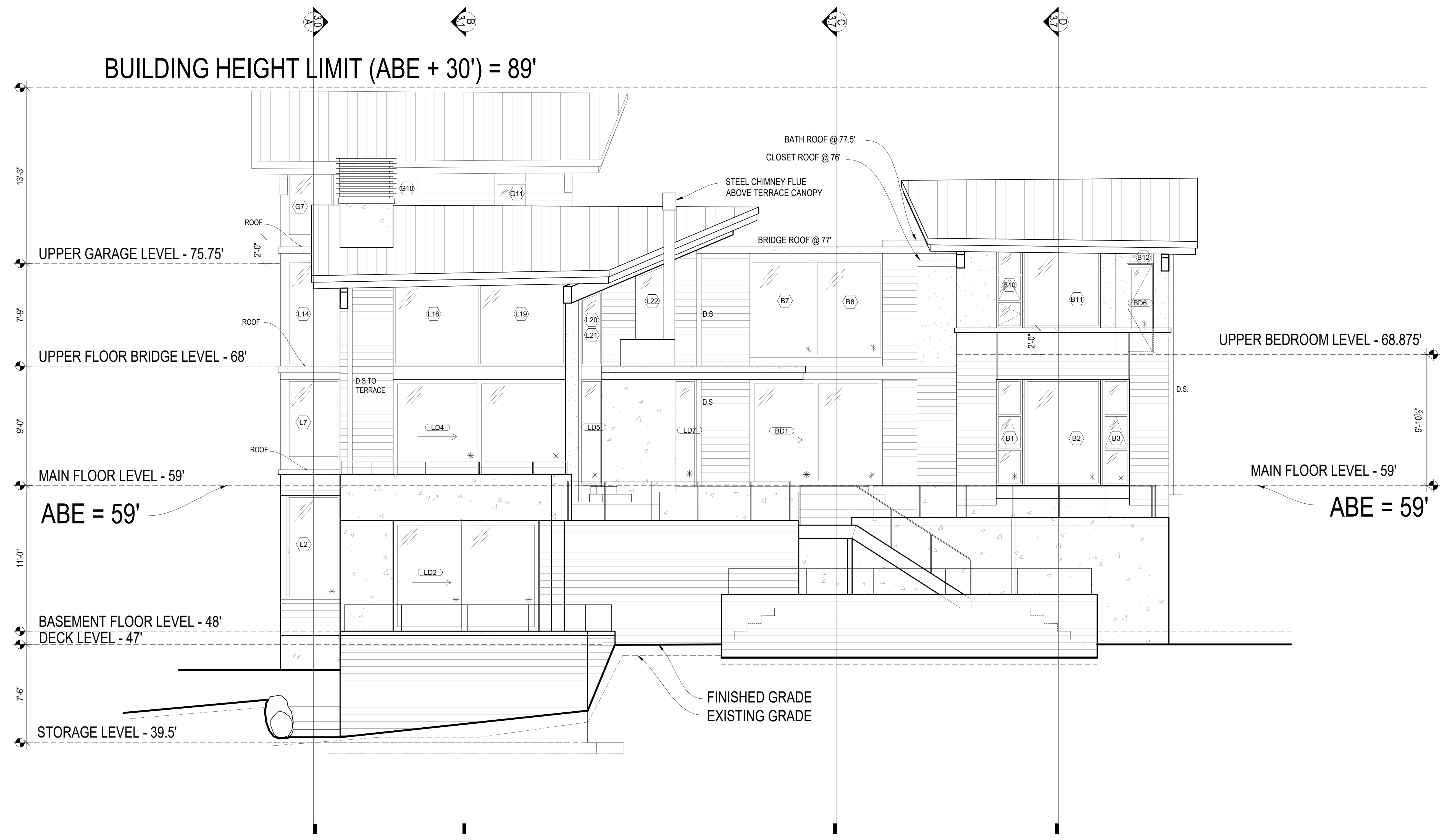
REVISIONS	DATE

DRAWING DESCRIPTION	WEST ELEVATION

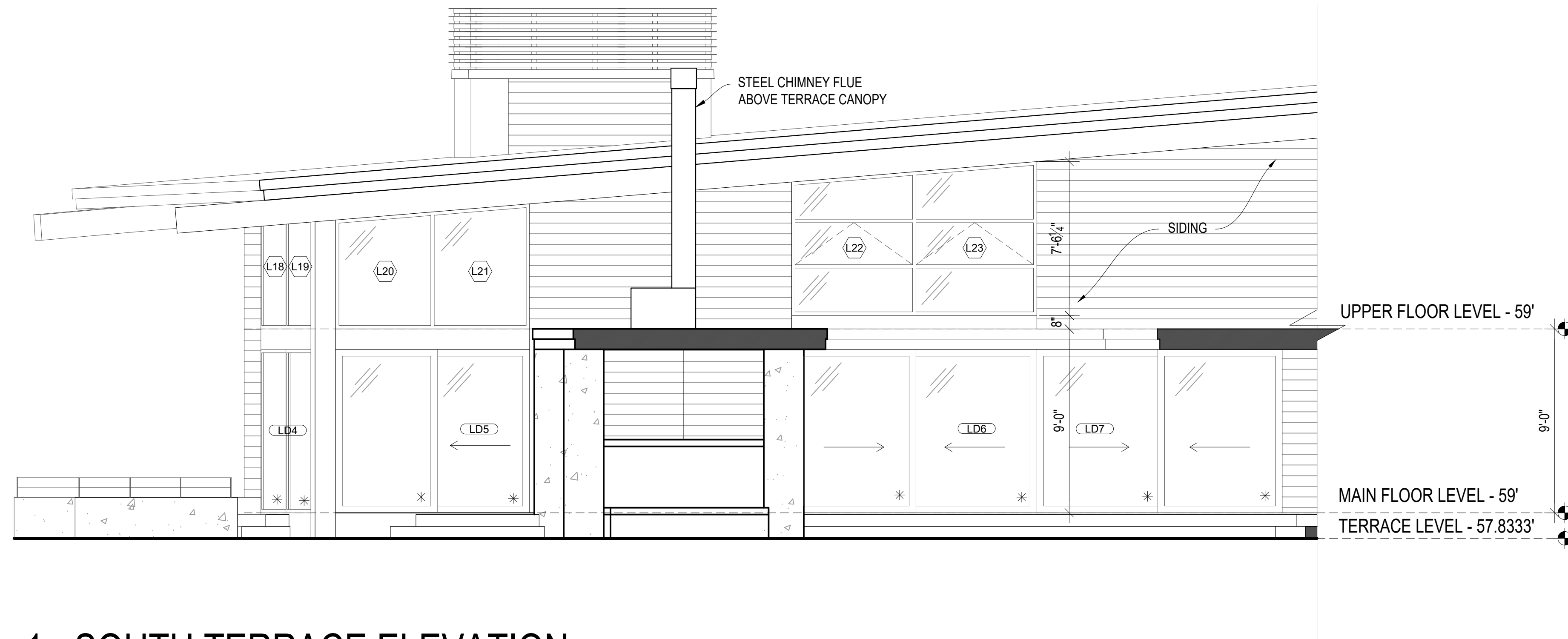
**FROHLICH KRIVENS RES.**  
 23 HOLLY HILL DRIVE  
 MERCER ISLAND, WA 98040

PROJECT TITLE  
 SHEET NO.  
**4.6**

APRIL 12TH 2018  
 SHEET NUMBER

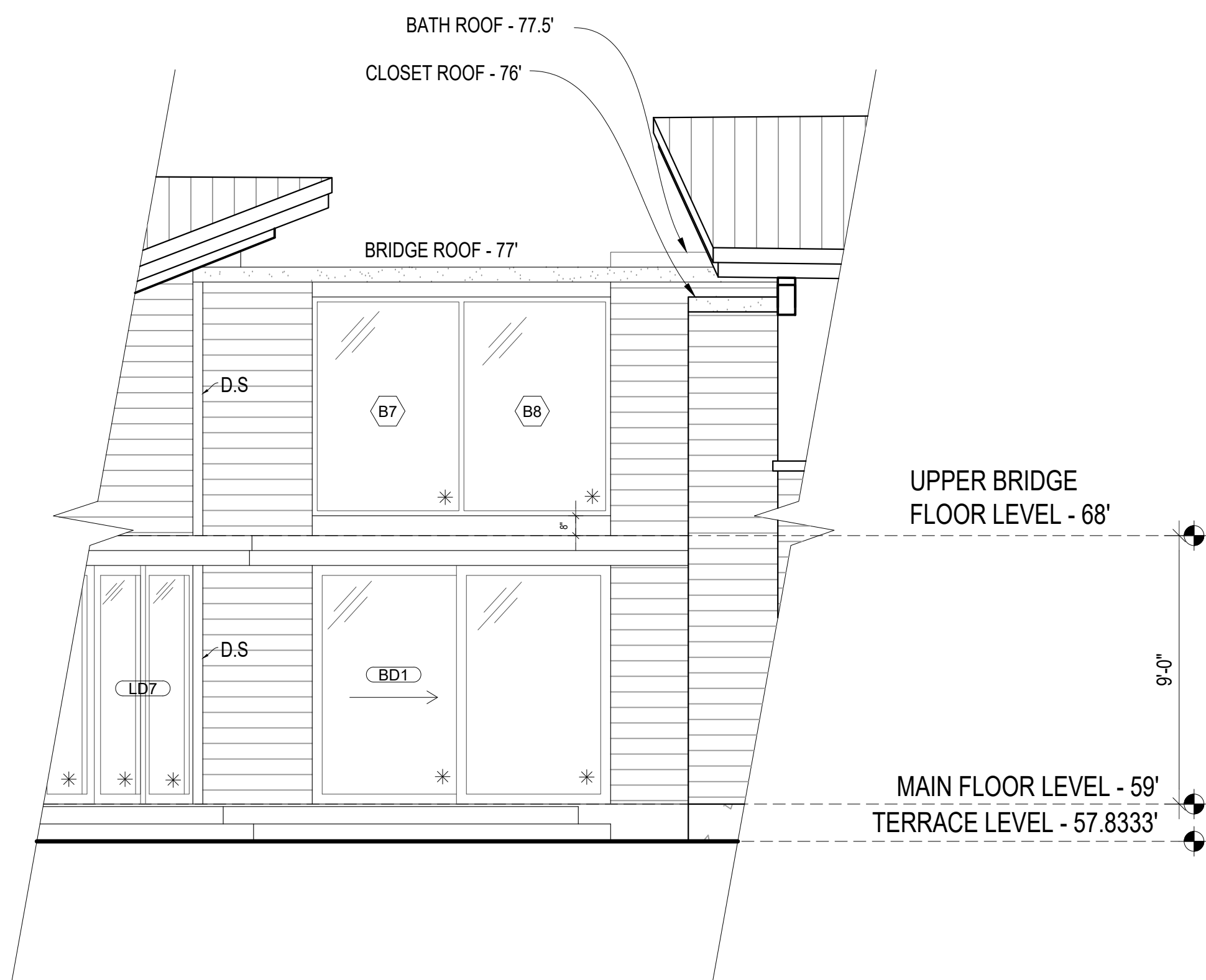
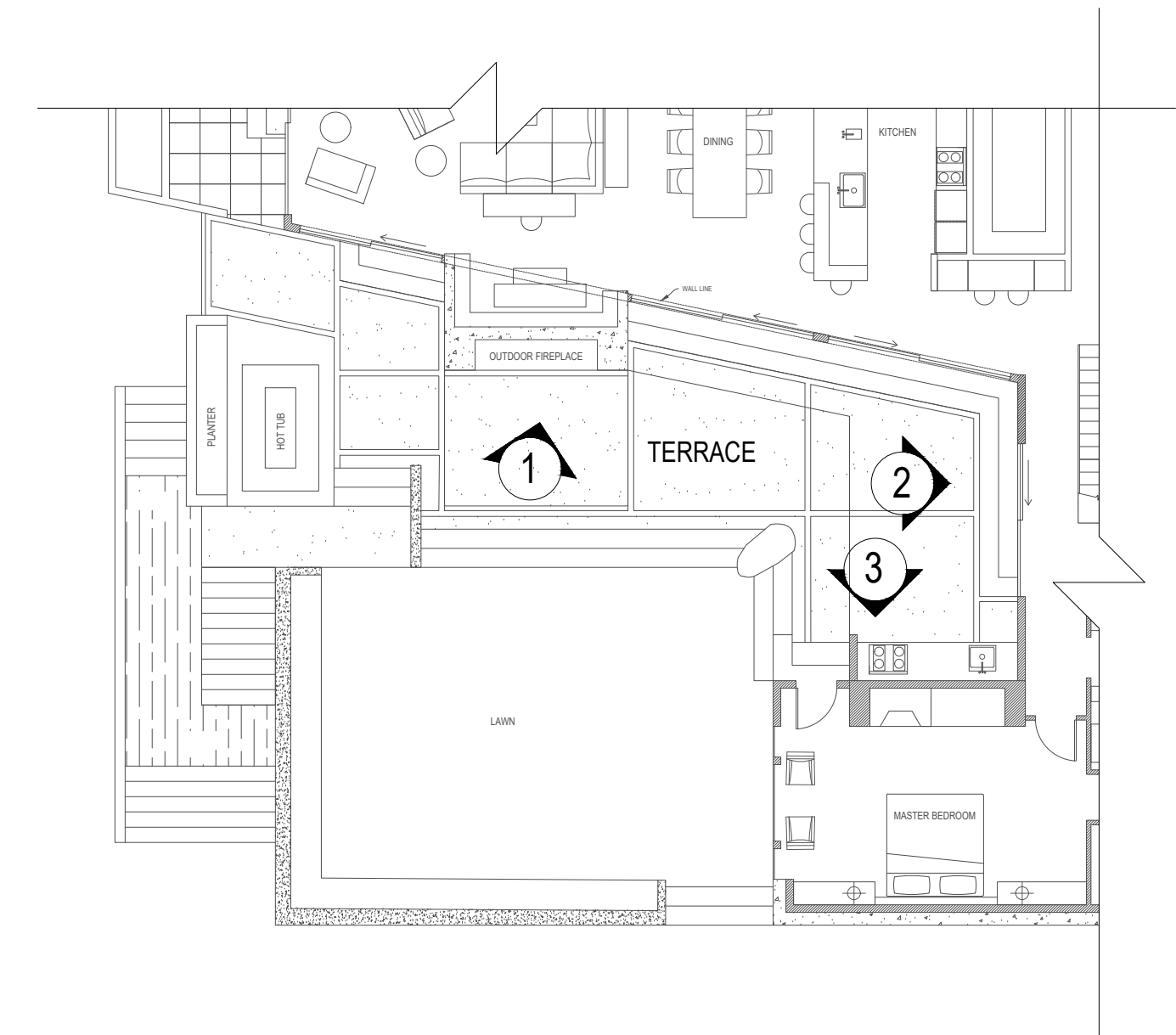


**WEST ELEVATION**  
 1/4" = 1' \* DENOTES SAFETY GLASS



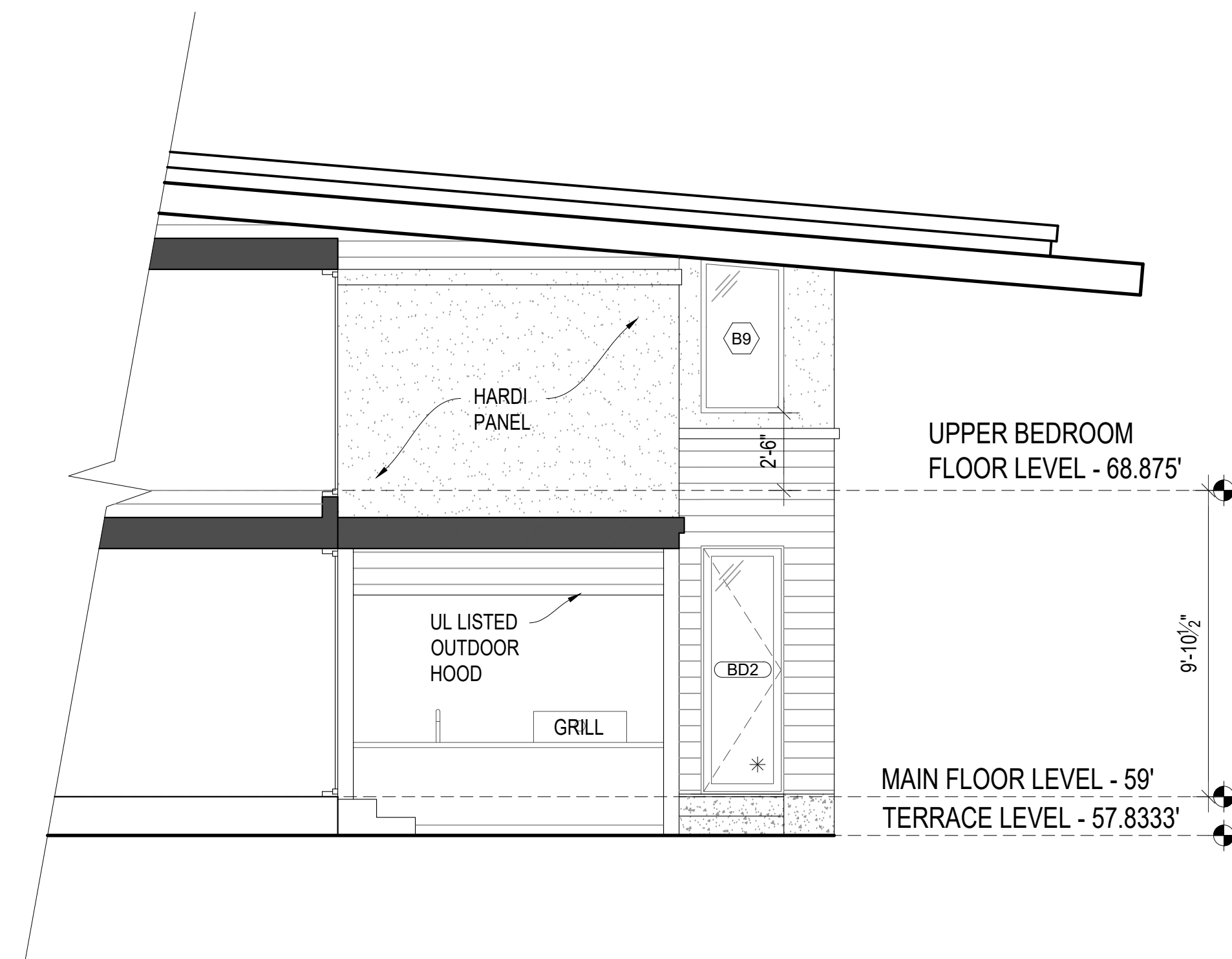
**1 - SOUTH TERRACE ELEVATION**

1/4" = 1'-0" \* DENOTES SAFETY GLASS




**2 - WEST TERRACE ELEVATION**

1/4" = 1'-0"



**3 - NORTH TERRACE ELEVATION**

1/4" = 1'-0"



**SOLDANO | LUTH**  
 architects, L.L.C.  
 1315 northeast ravenna boulevard  
 www.soldanoluth.com  
 phone: (206) 525-5060

REVISIONS	DATE


DRAWING DESCRIPTION	TERRACE ELEVATIONS

PROJECT TITLE  
**FROHLICH KRIVENS RES.**  
 23 HOLLY HILL DRIVE  
 MERCER ISLAND, WA 98040

SHEET NO.  
**4.7**

APRIL 12TH 2018  
 SHEET NUMBER





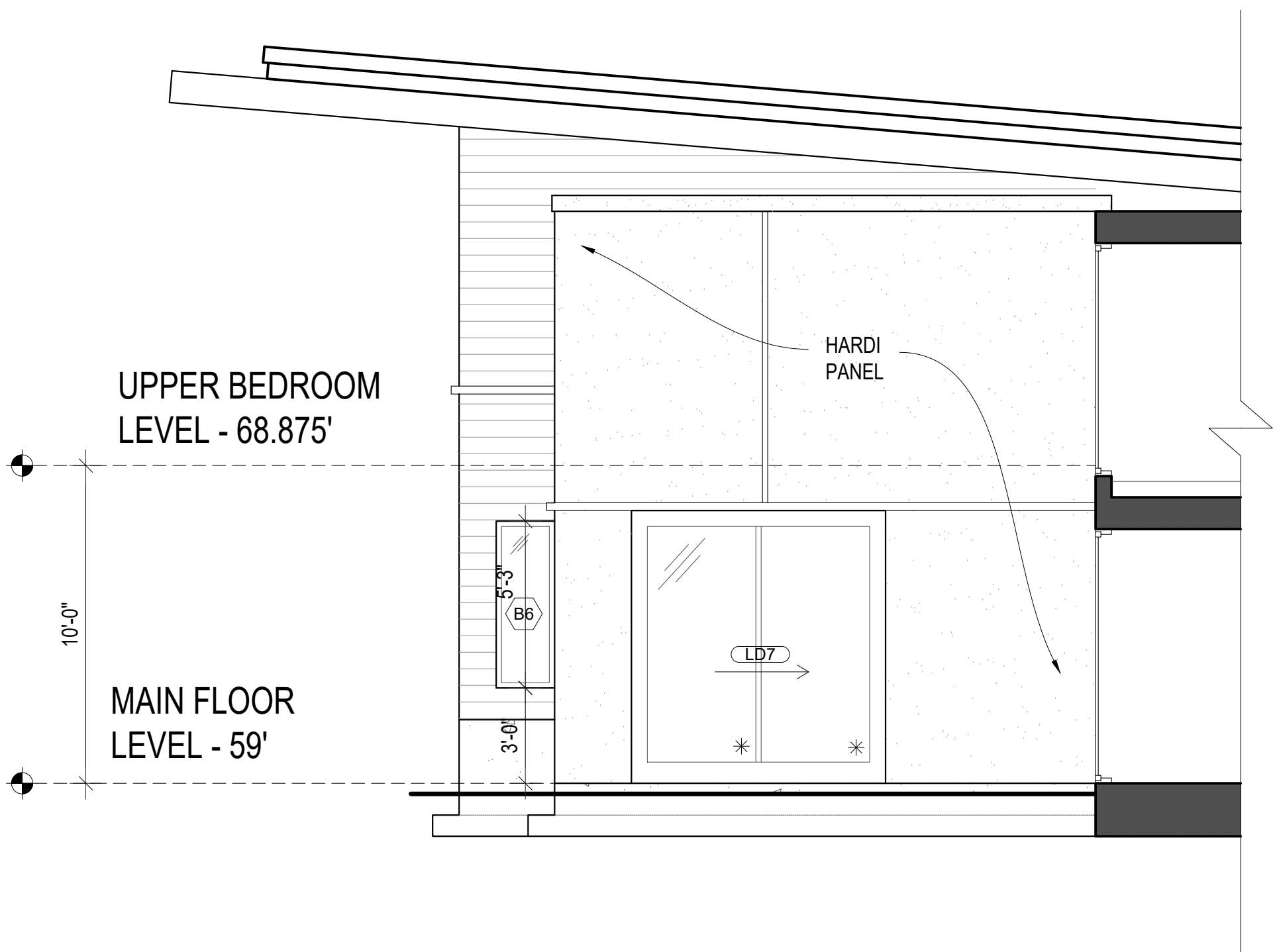
**SOLDANO | LUTH**  
 architects, L.L.C.  
 1315 northeast ravenna boulevard  
 www.soldanoluth.com  
 phone: (206) 525-5060

REVISIONS	DATE

**FROHLICH KRIVENS RES.**  
 23 HOLLY HILL DRIVE  
 MERCER ISLAND, WA 98040

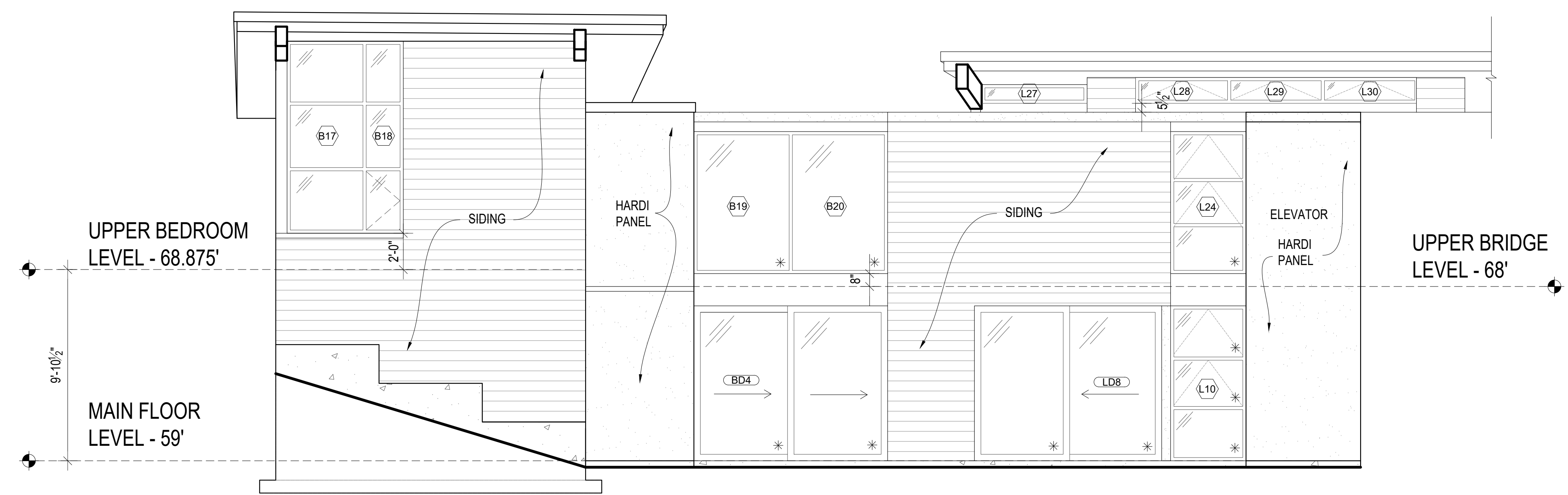
PROJECT TITLE  
**4.8**  
 SHEET NO.

APRIL 12TH 2018  
 SHEET NUMBER



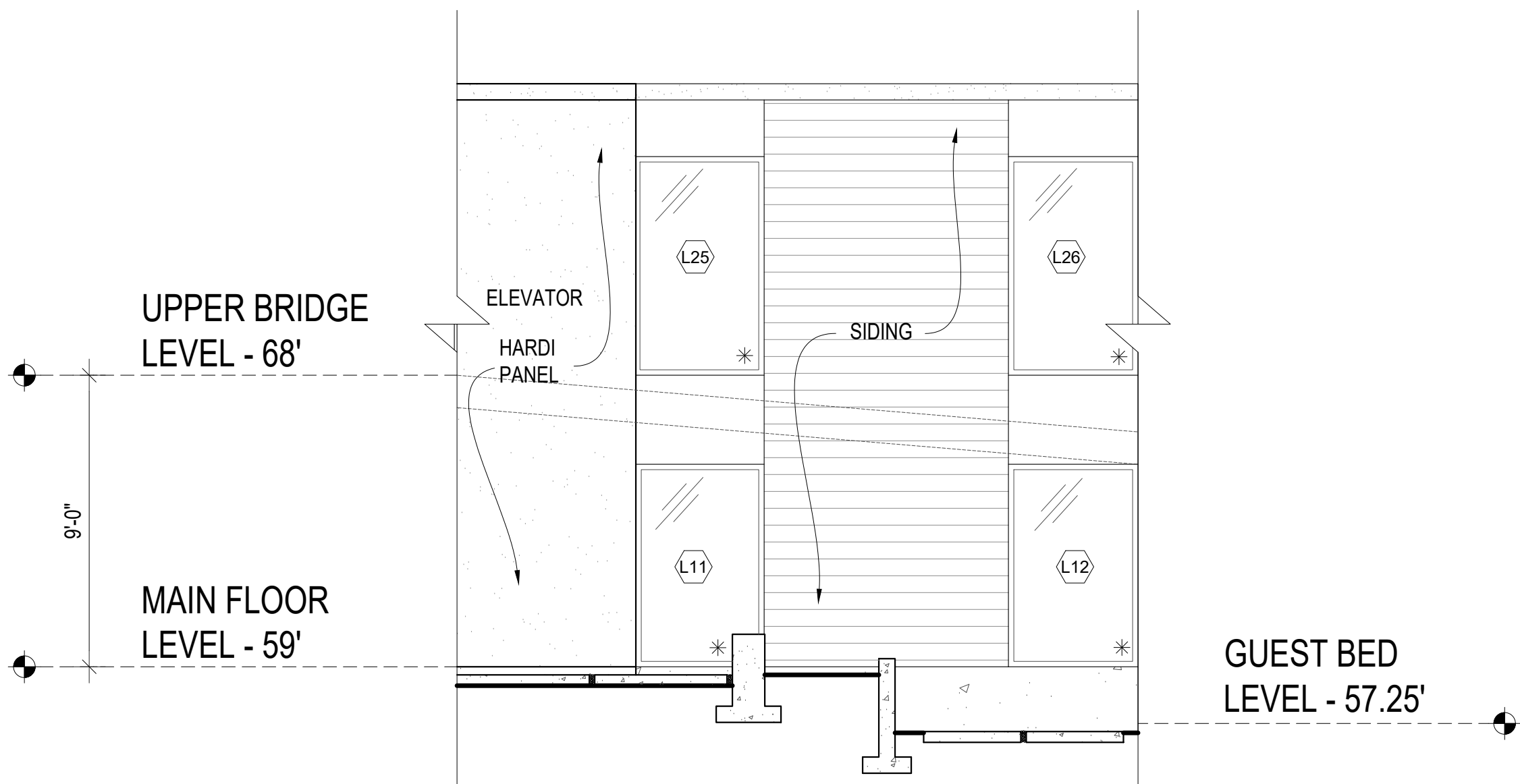
**1 - SOUTH COURTYARD ELEVATION**

1/4" = 1'-0" \* DENOTES SAFETY GLASS



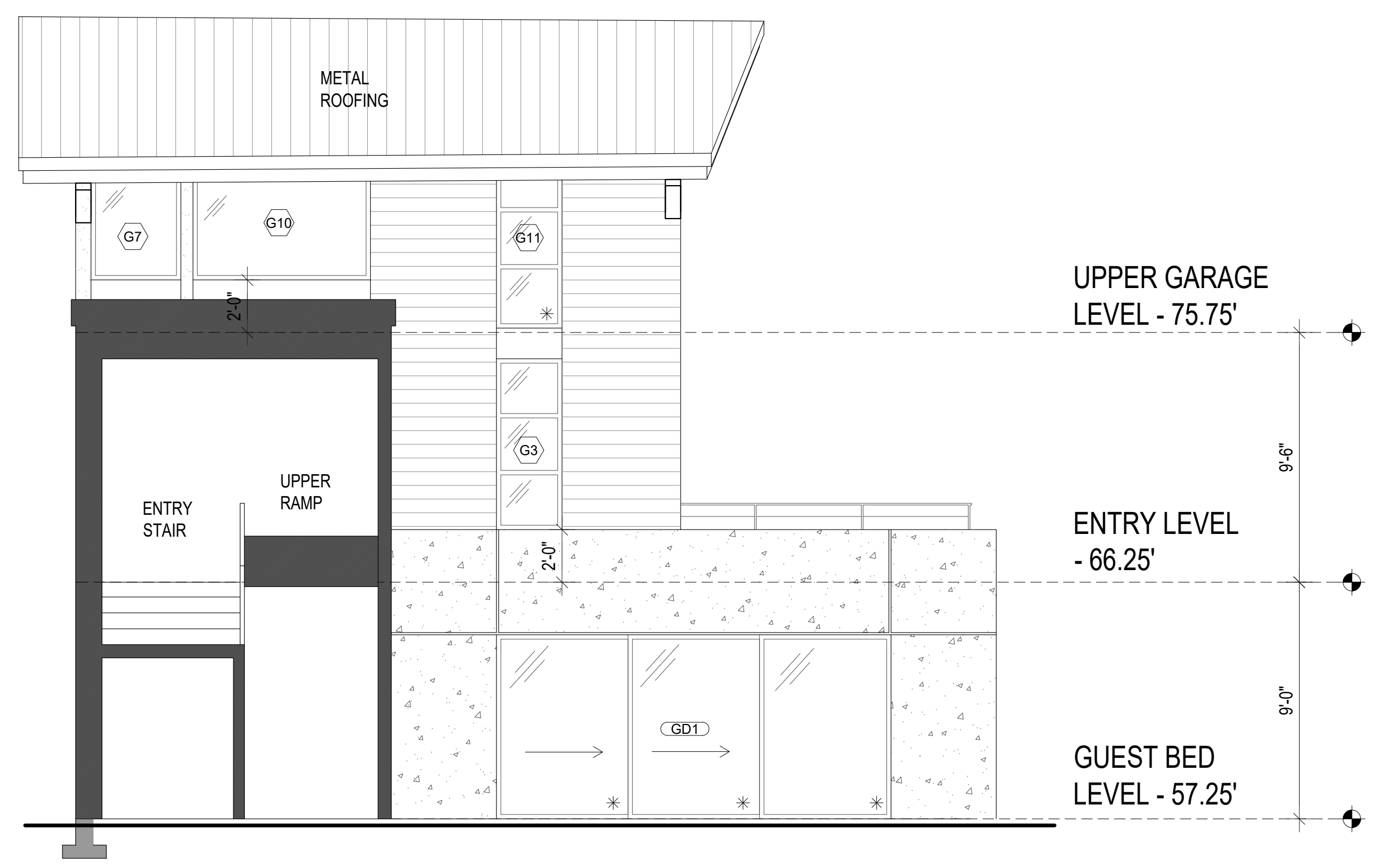
**2 - WEST COURTYARD ELEVATION**

1/4" = 1'-0"



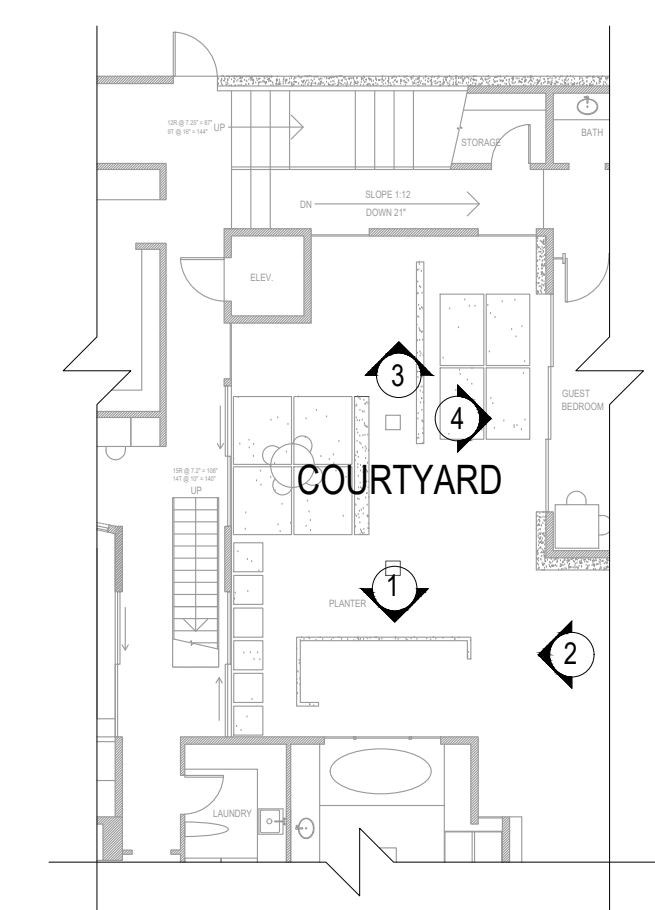
**3 - NORTH COURTYARD ELEVATION**

1/4" = 1'-0"



**4 - EAST COURTYARD ELEVATION**

1/4" = 1'-0"



DRAWING DESCRIPTION  
 COURTYARD ELEVATIONS